

NOCTURNE

resultats


ESSAIS CHRONOS

24/03/2023 - 18:55

Cl't	Kart	Equipe	Ecart	Meilleur Tour	Tours
1	36	OLIVIER T		1:23.415	16
2	7	DÉDÉ	0.097	1:23.512	16
3	11	MLQ PRO	0.132	1:23.547	15
4	25	ZHOU	0.292	1:23.707	15
5	8	TOM CHIAPPE	0.484	1:23.899	16
6	6	JULIEN DUCROQ	2.505	1:25.920	15
7	4	MLQ SPORT	2.663	1:26.078	14
8	29	ALBIDE F1 TEAM	2.672	1:26.087	14
9	12	TOM G	2.692	1:26.107	15
10	26	TANGUYTO	2.887	1:26.302	15
11	20	ERIC27	3.181	1:26.596	15
12	9	TEAM DORLEANS	3.279	1:26.694	15
13	22	TEAM GLR	3.555	1:26.970	14
14	33	MERLIER	5.196	1:28.611	14
15	24	AD_LO	5.602	1:29.017	13
16	28	VITE MA DOSE	5.866	1:29.281	14
17	27	TC TEAM	6.804	1:30.219	14
18	15	LES CHATBICHES	7.089	1:30.504	14
19	19	LES BRAS CASSÉ	8.398	1:31.813	13
20	3	TEAM LMX	8.632	1:32.047	13
21	35	TEAM CHEVALIER	9.748	1:33.163	12
22	18	TEAM COTO 60	10.313	1:33.728	13

Historique des temps


Kart	Equipe	1	2	3	4	5	6	7	8	9	10	Moy.
36	OLIVIER T	-	1:24.797	1:24.704	1:24.373	1:24.383	1:23.649	1:23.826	1:25.575	1:24.258	1:24.604	1:24.380
		1:25.464	1:23.938	1:23.984	1:23.944	1:24.799	1:23.415					
7	DÉDÉ	-	1:25.741	1:24.196	1:24.868	1:23.871	1:23.928	1:23.518	1:24.615	1:23.657	1:23.993	1:24.321
		1:26.667	1:23.512	1:23.632	1:23.711	1:23.812	1:25.095					
11	MLQ PRO	-	1:25.111	1:24.697	1:24.664	1:24.984	≥1:20.696	2:19.718	1:24.168	1:26.164	1:23.782	1:24.404
		1:24.017	1:24.065	1:23.769	1:23.890	1:23.547						
25	ZHOU	-	1:32.601	1:30.335	1:29.985	1:28.870	≥1:24.567	1:54.140	1:24.752	1:23.707	1:24.302	1:26.696
		1:24.086	1:24.520	1:28.627	1:24.303	1:24.270						
8	TOM CHIAPPE	-	1:25.590	1:25.244	1:24.643	1:25.433	1:24.759	1:24.155	1:24.696	1:24.328	1:24.627	1:24.687
		1:24.546	1:23.948	1:23.947	1:24.365	1:26.130	1:23.899					
6	JULIEN DUCROQ	-	1:30.015	1:27.633	1:27.148	1:27.348	1:26.449	1:26.744	1:26.307	1:26.658	1:25.920	1:26.999
		1:26.842	1:26.261	1:27.025	1:26.110	1:27.533						
4	MLQ SPORT	-	1:32.904	1:39.085	1:30.976	1:33.279	1:31.195	≥1:25.556	2:03.922	1:26.417	1:26.078	1:29.847
		1:27.670	1:26.341	1:27.520	1:26.852							
29	ALBIDE F1 TEAM	-	1:29.657	1:38.376	1:30.543	1:27.693	1:35.206	1:29.178	1:27.641	1:27.326	1:29.693	1:30.553
		1:35.489	1:26.087	1:31.306	1:28.998							
12	TOM G	-	1:28.853	1:27.721	1:27.914	1:28.462	1:26.589	1:26.919	1:27.120	1:27.087	1:26.368	1:27.204
		1:28.104	1:26.107	1:26.389	1:26.233	1:26.993						
26	TANGUYTO	-	1:30.594	1:29.809	1:29.347	1:27.436	1:27.024	1:26.760	1:27.677	1:27.780	1:27.273	1:27.872
		1:27.466	1:26.631	1:26.302	1:28.274	1:27.839						
20	ERIC27	-	1:29.325	1:27.877	1:27.573	1:27.210	1:26.624	1:27.428	≥1:22.764	2:10.846	1:27.059	1:27.666
		1:29.363	1:26.596	1:28.247	1:27.092	1:27.601						
9	TEAM DORLEANS	-	1:29.738	1:28.102	1:28.079	1:27.264	1:26.694	≥1:23.146	2:00.224	1:29.129	1:28.032	1:28.275



NOCTURNE

resultats

Kart	Equipe	1	2	3	4	5	6	7	8	9	10	Moy.
		1:27.389	1:28.127	1:28.737	1:28.841	1:29.175						
22	TEAM GLR	-	1:30.756	1:31.195	1:32.206	1:29.299	1:24.218	2:05.827	1:27.536	1:26.970	2:03.736	1:32.045
		1:28.388	1:27.551	1:27.468	1:27.390							
33	MERLIER	-	1:31.686	1:30.616	1:29.191	1:30.205	1:28.611	1:28.868	1:28.835	1:24.094	2:07.301	1:30.140
		1:32.722	1:32.307	1:29.521	1:28.986							
24	AD_LO	-	1:39.691	1:38.311	1:34.429	1:44.022	1:33.350	1:33.683	1:35.667	2:00.518	1:37.692	1:38.038
		1:38.098	1:31.978	1:29.017								
28	VITE MA DOSE	-	1:33.265	1:30.762	1:29.607	1:34.534	1:30.036	1:30.781	1:30.143	1:29.281	1:30.614	1:30.959
		1:31.398	1:31.255	1:30.776	1:30.026							
27	TC TEAM	-	1:34.948	1:33.710	1:32.971	1:30.364	1:30.219	1:30.353	1:26.774	2:20.998	1:35.659	1:32.680
		1:32.210	1:32.365	1:32.460	1:34.221							
15	LES CHATBICHES	-	1:34.197	1:42.232	1:33.459	1:32.297	1:33.096	1:27.908	2:15.641	1:32.140	1:31.739	1:33.192
		1:30.504	1:32.881	1:32.012	1:30.565							
19	LES BRAS CASSÉ	-	1:36.327	1:32.926	1:31.975	1:35.737	1:31.813	1:28.348	2:28.928	1:38.600	1:33.792	1:34.386
		1:34.662	1:33.015	1:35.018								
3	TEAM LMX	-	1:36.877	1:37.264	1:36.348	1:35.364	1:35.386	1:29.587	2:17.330	1:37.031	1:39.755	1:35.771
		1:34.556	1:33.090	1:32.047								
35	TEAM CHEVALIER	-	1:37.536	1:39.136	1:37.724	1:48.051	1:33.477	1:35.426	2:29.935	1:36.846	1:33.163	1:39.198
		1:45.692	1:41.161									
18	TEAM COTO 60	-	1:36.554	1:35.425	1:34.292	1:34.514	1:31.357	2:30.549	1:34.884	1:41.517	1:37.332	1:36.000
		1:33.728	1:36.672	1:35.084								



NOCTURNE

resultats


COURSE

24/03/2023 - 19:42

Clt	Kart	Equipe	Tours	Ecart	Interv.	Meilleur Tour	km/h	Stands
1	36	OLIVIER T	43			1:22.790	50.96	1
2	7	DÉDÉ	43	0.381	0.381	1:22.503	50.96	1
3	11	MLQ PRO	43	4.292	3.911	1:22.899	50.90	1
4	8	TOM CHIAPPE	43	15.166	10.874	1:22.910	50.75	1
5	25	ZHOU	42	1 Tour	1 Tour	1:23.873	49.42	1
6	12	TOM G	42	1 Tour	9.419	1:24.121	49.29	1
7	29	ALBIDE F1 TEAM	42	1 Tour	10.692	1:24.221	49.15	1
8	26	TANGUYTO	42	1 Tour	4.089	1:24.735	49.10	1
9	6	JULIEN DUCROQ	42	1 Tour	3.825	1:25.252	49.05	1
10	20	ERIC27	42	1 Tour	1.304	1:25.297	49.03	1
11	9	TEAM DORLEANS	42	1 Tour	20.893	1:25.434	48.75	1
12	4	MLQ SPORT	42	1 Tour	6.910	1:25.329	48.66	1
13	22	TEAM GLR	42	1 Tour	0.490	1:25.026	48.66	1
14	33	MERLIER	41	2 Tours	1 Tour	1:25.766	47.99	1
15	27	TC TEAM	41	2 Tours	14.671	1:26.914	47.80	1
16	24	AD_LO	41	2 Tours	19.440	1:26.501	47.55	1
17	28	VITE MA DOSE	40	3 Tours	1 Tour	1:28.016	47.06	1
18	15	LES CHATBICHES	40	3 Tours	13.945	1:28.186	46.88	1
19	19	LES BRAS CASSÉ	40	3 Tours	6.641	1:27.360	46.80	1
20	3	TEAM LMX	39	4 Tours	1 Tour	1:29.554	46.16	1
21	18	TEAM COTO 60	39	4 Tours	35.514	1:29.527	45.72	1
22	35	TEAM CHEVALIER	36	7 Tours	3 Tours	1:29.973	42.37	3

Historique des temps


Kart	Equipe	1	2	3	4	5	6	7	8	9	10	Moy.
36	OLIVIER T	1:27.276	1:24.287	1:24.912	1:24.449	1:24.278	1:23.997	1:24.274	1:23.848	1:24.440	1:23.626	1:23.794
		1:23.415	1:18.397	2:10.988	1:24.470	1:23.676	1:23.825	1:23.959	1:23.205	1:23.257	1:23.357	
		1:23.318	1:23.679	1:25.092	1:23.540	1:24.629	1:23.471	1:23.024	1:24.625	1:23.644	1:23.351	
		1:24.626	1:23.331	1:23.380	1:23.883	1:22.790	1:22.928	1:22.854	1:23.149	1:23.401	1:23.019	
		1:23.458	1:22.882	1:22.941								
7	DÉDÉ	1:28.084	1:24.989	1:24.650	1:25.008	1:19.787	2:10.919	1:23.894	1:24.133	1:24.437	1:24.263	1:23.771
		1:24.190	1:24.302	1:23.703	1:23.947	1:23.904	1:24.045	1:24.093	1:23.706	1:23.740	1:25.191	
		1:23.761	1:23.100	1:23.665	1:23.207	1:23.418	1:24.160	1:24.031	1:23.521	1:23.367	1:23.132	
		1:23.492	1:23.549	1:22.815	1:22.731	1:22.756	1:22.503	1:22.513	1:23.058	1:23.313	1:22.982	
		1:23.430	1:22.804	1:23.053								
11	MLQ PRO	1:28.363	1:24.805	1:24.562	1:24.364	1:24.906	1:24.597	1:24.008	1:23.520	1:24.122	1:23.506	1:23.928
		1:23.954	1:24.720	1:23.635	1:23.197	1:23.710	1:23.725	1:23.161	1:23.540	1:24.167	1:24.056	
		1:24.310	1:22.916	1:23.170	1:23.550	1:23.154	1:22.942	1:23.913	1:22.986	1:23.200	1:22.961	
		1:23.383	1:23.663	1:23.368	1:22.899	1:17.719	2:09.371	1:24.677	1:23.600	1:25.539	1:24.053	
		1:23.961	1:23.744	1:24.454								
8	TOM CHIAPPE	1:27.347	1:24.724	1:24.648	1:24.366	1:24.502	1:24.122	1:23.737	1:23.825	1:24.774	1:23.687	1:24.099
		1:23.757	1:25.980	1:24.174	1:23.564	1:23.932	1:24.341	1:24.197	1:24.382	1:23.769	1:24.691	
		1:23.600	1:23.949	1:19.675	2:10.955	1:23.358	1:24.183	1:24.459	1:23.408	1:25.779	1:24.115	
		1:24.149	1:24.190	1:23.948	1:23.040	1:23.315	1:23.402	1:23.447	1:23.342	1:24.139	1:23.753	
		1:23.310	1:23.745	1:22.910								
25	ZHOU	1:28.751	1:25.415	1:24.985	1:24.823	1:24.709	1:24.941	1:24.206	1:24.658	1:24.203	1:24.314	1:26.295
		1:24.072	1:24.068	1:24.852	1:24.154	1:24.176	1:24.730	1:24.093	1:24.408	1:23.873	1:19.978	
		2:18.633	1:28.401	1:29.422	1:27.910	1:28.067	1:28.369	1:27.856	1:27.344	1:27.435	1:26.611	



NOCTURNE

resultats

Kart	Equipe	1	2	3	4	5	6	7	8	9	10	Moy.
		1:26.653	1:27.132	1:26.823	1:26.603	1:27.250	1:27.279	1:28.144	1:26.961	1:31.718	1:27.641	
		1:26.379	1:28.374									
12	TOM G	1:30.972	1:27.465	1:26.874	1:28.231	1:28.198	1:27.025	1:27.101	1:27.346	1:25.972	1:29.021	1:26.460
		1:26.983	1:26.215	1:22.825	2:16.850	1:26.981	1:25.825	1:26.043	1:27.119	1:26.076	1:25.941	
		1:28.775	1:25.978	1:26.424	1:25.862	1:25.323	1:26.324	1:28.299	1:26.028	1:30.513	1:25.293	
		1:24.717	1:25.676	1:25.691	1:25.370	1:24.711	1:24.808	1:24.969	1:24.655	1:24.121	1:24.290	
		1:25.459	1:25.734									
29	ALBIDE F1 TEAM	1:32.142	1:27.772	1:26.599	1:27.329	1:27.623	1:27.252	1:26.935	1:26.807	1:26.014	1:34.451	1:26.735
		1:26.660	1:26.603	1:26.586	1:25.963	1:22.171	2:17.487	1:26.455	1:32.554	1:26.358	1:26.594	
		1:26.623	1:27.042	1:25.360	1:26.147	1:28.168	1:25.711	1:26.815	1:27.185	1:25.995	1:25.741	
		1:27.140	1:25.405	1:25.571	1:25.750	1:24.221	1:25.350	1:24.983	1:24.754	1:24.874	1:24.484	
		1:24.416	1:26.999									
26	TANGUYTO	1:30.571	1:27.278	1:27.151	1:27.341	1:25.888	1:26.508	1:28.226	1:26.956	1:26.363	1:26.520	1:26.656
		1:28.712	1:26.891	1:28.353	1:27.015	1:26.835	1:26.251	1:27.081	1:26.419	1:27.260	1:26.133	
		1:26.749	1:22.635	2:23.921	1:26.034	1:26.584	1:29.496	1:27.046	1:26.947	1:26.293	1:26.237	
		1:27.485	1:27.414	1:24.743	1:25.171	1:25.438	1:25.817	1:25.264	1:25.198	1:25.159	1:24.735	
		1:25.657	1:25.035									
6	JULIEN DUCROQ	1:30.530	1:26.828	1:27.099	1:27.143	1:27.012	1:26.827	1:27.090	1:26.503	1:26.397	1:22.242	1:26.952
		2:17.193	1:27.296	1:26.490	1:27.755	1:26.649	1:26.102	1:26.943	1:28.404	1:25.809	1:27.668	
		1:26.882	1:26.420	1:27.866	1:26.839	1:26.035	1:26.427	1:28.284	1:26.169	1:26.239	1:26.402	
		1:26.952	1:26.336	1:25.806	1:32.746	1:25.788	1:26.694	1:26.003	1:27.732	1:26.270	1:26.999	
		1:25.252	1:25.418									
20	ERIC27	1:32.977	1:28.357	1:26.670	1:27.146	1:27.067	1:26.702	1:27.570	1:27.340	1:27.337	1:27.356	1:26.919
		1:35.124	1:25.417	1:25.652	1:25.913	1:25.378	1:25.994	1:25.405	1:25.692	1:26.285	1:26.564	
		1:21.702	2:19.172	1:27.358	1:27.792	1:26.972	1:29.125	1:26.716	1:26.997	1:26.341	1:26.965	
		1:26.964	1:26.214	1:26.238	1:26.395	1:25.297	1:26.454	1:25.510	1:25.514	1:25.352	1:26.816	
		1:26.017	1:25.802									
9	TEAM DORLEANS	1:32.284	1:30.979	1:28.573	1:28.393	1:29.745	1:27.706	1:27.521	1:27.822	1:27.656	1:27.746	1:27.491
		1:27.381	1:27.838	1:27.332	1:27.523	1:27.368	1:27.211	1:27.098	1:26.662	1:28.028	1:27.191	
		1:22.322	2:16.171	1:26.957	1:31.920	1:26.883	1:26.913	1:26.934	1:26.926	1:28.792	1:26.855	
		1:26.207	1:26.851	1:26.321	1:26.521	1:26.069	1:26.048	1:25.434	1:27.702	1:26.156	1:26.774	
		1:25.604	1:25.733									
4	MLQ SPORT	1:29.644	1:26.207	1:26.891	1:26.592	1:26.689	1:27.007	1:26.524	1:26.437	1:25.911	1:26.052	1:27.608
		1:27.467	1:26.244	1:26.957	1:25.844	1:25.679	1:26.670	1:26.205	1:25.329	1:26.061	1:26.689	
		1:27.958	1:21.770	2:20.148	1:28.700	1:29.335	1:28.436	1:30.664	1:29.705	1:28.217	1:28.117	
		1:30.936	1:27.573	1:27.738	1:28.406	1:27.407	1:27.613	1:27.718	1:30.453	1:28.714	1:27.881	
		1:26.786	1:30.885									
22	TEAM GLR	1:33.201	1:29.099	1:29.697	1:28.604	1:29.589	1:28.645	1:27.606	1:28.477	1:27.954	1:28.029	1:27.549
		1:30.280	1:28.155	1:28.167	1:28.052	1:28.198	1:28.423	1:28.034	1:28.819	1:28.418	1:23.336	
		2:20.101	1:27.603	1:27.823	1:27.711	1:26.227	1:26.397	1:26.245	1:25.877	1:26.326	1:26.015	
		1:26.606	1:25.732	1:25.548	1:25.697	1:25.779	1:31.334	1:25.826	1:26.134	1:25.026	1:25.270	
		1:25.531	1:25.817									
33	MERLIER	1:33.024	1:30.252	1:29.549	1:29.362	1:29.629	1:29.227	1:29.367	1:29.406	1:29.082	1:29.206	1:28.691
		1:29.278	1:28.343	1:28.228	1:28.609	1:28.295	1:28.145	1:28.813	1:27.495	1:28.110	1:27.812	
		1:23.172	2:24.773	1:33.128	1:32.694	1:28.136	1:29.489	1:29.136	1:27.467	1:27.526	1:25.766	
		1:26.641	1:35.220	1:27.071	1:27.161	1:26.833	1:26.510	1:27.139	1:26.263	1:26.354	1:26.337	
		1:28.853										
27	TC TEAM	1:35.701	1:31.059	1:30.092	1:30.104	1:29.930	1:29.633	1:29.865	1:29.522	1:29.578	1:28.570	1:29.165
		1:29.222	1:28.759	1:28.679	1:29.416	1:29.339	1:29.594	1:28.549	1:28.807	1:28.612	1:28.846	



NOCTURNE

resultats

Kart	Equipe	1	2	3	4	5	6	7	8	9	10	Moy.
		1:28.904	1:29.880	Z 1:24.903	2:18.381	1:31.422	1:29.343	1:29.124	1:28.753	1:31.457	1:28.851	
		1:28.542	1:27.894	1:27.613	1:27.876	1:27.969	1:28.109	1:27.254	1:28.419	1:27.440	1:27.817	
		1:26.914										
24	AD_LO	1:36.938	1:33.577	1:31.318	1:31.405	1:37.760	1:29.927	1:30.580	1:33.415	1:29.462	1:30.904	1:29.734
		1:29.537	1:30.446	1:29.045	1:28.134	1:28.961	1:27.771	1:28.488	1:28.596	1:31.851	1:30.433	
		1:29.276	1:28.063	1:31.045	1:27.516	Z 1:22.260	2:18.434	1:30.033	1:27.718	1:28.497	1:29.614	
		1:28.073	1:27.492	1:29.384	1:26.501	1:30.647	1:27.802	1:28.247	1:29.661	1:27.729	1:27.212	
		1:26.570										
28	VITE MA DOSE	1:38.098	1:33.527	1:33.324	1:33.282	1:30.772	1:30.213	1:31.226	1:31.298	1:29.699	Z 1:32.937	1:30.349
		2:20.991	1:29.715	1:31.017	1:29.483	1:29.166	1:30.236	1:29.351	1:29.914	1:31.820	1:29.228	
		1:30.757	1:31.079	1:29.037	1:29.433	1:29.183	1:29.940	1:29.906	1:31.325	1:30.736	1:28.875	
		1:28.955	1:29.270	1:29.732	1:28.260	1:28.375	1:29.829	1:28.497	1:28.515	1:28.016	1:32.200	
15	LES CHATBICHES	1:37.135	1:33.464	1:32.836	1:30.396	1:30.366	1:29.053	1:29.638	1:29.751	1:29.524	1:29.338	1:30.333
		1:29.987	1:28.929	1:28.471	1:28.445	1:29.792	1:28.395	1:28.878	1:28.404	1:28.204	1:28.463	
		1:28.186	Z 1:24.749	2:43.411	1:30.886	1:33.478	1:30.495	1:32.723	1:31.818	1:31.931	1:30.941	
		1:30.153	1:29.853	1:29.909	1:29.023	1:31.699	1:29.999	1:29.556	1:29.042	1:33.684	1:29.838	
19	LES BRAS CASSÉ	1:35.932	1:31.821	1:32.255	1:31.089	1:30.677	1:29.879	1:29.985	1:29.471	1:29.859	1:30.189	1:30.965
		1:30.637	1:34.317	1:29.345	1:28.425	1:29.305	1:28.344	1:28.533	1:28.331	1:42.337	1:27.768	
		1:27.360	1:37.280	1:29.524	1:28.489	1:28.905	Z 1:25.558	2:24.653	1:30.111	1:30.187	1:39.315	
		1:29.725	1:29.226	1:31.899	1:30.779	1:30.260	1:31.857	1:30.937	1:29.636	1:30.703	1:32.005	
3	TEAM LMX	1:37.283	1:34.629	1:33.501	1:33.051	1:33.864	1:33.129	1:33.314	1:33.222	1:33.903	1:32.196	1:32.122
		1:31.710	1:37.389	1:31.450	1:31.589	1:31.347	1:30.802	1:30.785	1:31.129	1:31.530	Z 1:27.752	
		2:27.088	1:32.597	1:32.440	1:31.850	1:31.381	1:31.188	1:31.449	1:31.146	1:31.622	1:31.120	
		1:30.759	1:32.104	1:30.985	1:33.415	1:29.827	1:29.554	1:30.876	1:30.168	1:30.244		
18	TEAM COTO 60	1:37.430	1:40.693	1:32.322	1:32.292	1:36.725	1:36.258	1:32.798	1:34.992	1:30.804	1:34.512	1:33.066
		1:34.901	1:30.814	1:34.895	1:30.271	1:31.024	1:29.580	1:29.958	1:33.835	1:30.675	1:30.021	
		1:29.527	1:33.416	1:30.030	1:31.760	1:31.186	1:31.978	1:30.389	Z 1:27.434	2:27.777	1:43.086	
		1:31.551	1:30.944	1:32.134	1:32.816	1:32.740	1:38.233	1:32.778	1:32.691	1:33.400		
35	TEAM CHEVALIER	1:36.068	1:33.682	1:33.989	1:33.144	1:44.668	Z 1:27.748	3:10.668	1:39.373	1:56.143	1:34.628	1:35.857
		1:41.503	1:40.882	1:56.542	1:33.072	1:32.128	1:34.615	1:32.241	Z 1:44.807	2:32.451	1:30.582	
		1:31.124	1:30.799	1:29.973	1:30.719	1:34.082	1:30.986	1:40.123	1:30.286	1:39.853	1:30.465	
		Z 1:26.067	2:48.095	1:33.209	1:36.257	1:32.345	1:32.253					