

WINTER CUP

resultats


chronos

23/03/2024 - 10:01

Clt	Kart	Pilote	Ecart	Meilleur Tour	Tours
1	18	LULU.MCHL		1:27.795	8
2	1	NOLAN	0.071	1:27.866	8
3	19	LE GAC EMMANUEL	0.200	1:27.995	8
4	14	LEWIS	0.468	1:28.263	8
5	20	POUSSIN	0.929	1:28.724	8
6	4	PAULV27	0.994	1:28.789	8
7	7	TONTONGRANDCON	1.750	1:29.545	8
8	16	MARECHAL DAVID	2.198	1:29.993	8
9	17	CLOUET THIBAUT	2.388	1:30.183	8
10	5	MAMOUR147	3.669	1:31.464	8
11	9	RAULT JONATHAN	4.512	1:32.307	8
12	3	FLAHAUT JULIEN	6.291	1:34.086	7
13	11	CATILLON JONATHAN	6.417	1:34.212	7
14	2	HOULET SAMUEL	7.587	1:35.382	7
15	21	MANCAUX KEVIN	7.862	1:35.657	7
16	8	ALEXANDRE CHRISTOPHE	8.001	1:35.796	7
17	12	JÉRÔME	8.305	1:36.100	7
18	10	DELAUNAY ANTHONY	11.065	1:38.860	7

Historique des temps

Kart	Pilote	1	2	3	4	5	6	7	8	9	10	Moy.
18	LULU.MCHL	-	1:34.974	1:33.174	1:31.398	1:29.446	1:28.918	1:28.726	1:27.795			1:30.633
1	NOLAN	-	1:35.048	1:32.738	1:31.470	1:30.832	1:28.765	1:27.866	1:28.191			1:30.701
19	LE GAC EMMANUEL	-	1:34.347	1:32.991	1:31.018	1:30.147	1:28.756	1:27.995	1:28.294			1:30.506
14	LEWIS	-	1:31.878	1:32.533	1:35.169	1:29.177	1:28.263	1:28.535	1:29.462			1:30.716
20	POUSSIN	-	1:35.601	1:33.894	1:32.484	1:31.277	1:31.988	1:30.009	1:28.724			1:31.996
4	PAULV27	-	1:35.603	1:36.621	1:35.116	1:31.686	1:32.993	1:30.616	1:28.789			1:33.060
7	TONTONGRANDCON	-	1:37.621	1:36.927	1:38.324	1:36.378	1:35.093	1:31.622	1:29.545			1:35.072
16	MARECHAL DAVID	-	1:39.512	1:33.641	1:34.292	1:32.832	1:32.428	1:29.993	1:30.751			1:33.349
17	CLOUET THIBAUT	-	1:38.378	1:37.182	1:35.320	1:31.872	1:34.965	1:30.183	1:30.308			1:34.029
5	MAMOUR147	-	1:41.692	1:39.525	1:35.859	1:35.684	1:32.807	1:31.464	1:31.897			1:35.561
9	RAULT JONATHAN	-	1:58.450	1:41.465	1:36.785	1:36.934	1:34.739	1:34.346	1:32.307			1:39.289
3	FLAHAUT JULIEN	-	1:41.193	1:36.149	1:34.086	1:36.235	1:35.296	1:39.887				1:37.141
11	CATILLON JONATHA	-	1:39.084	1:38.993	1:41.043	1:38.778	1:56.665	1:34.212				1:41.462
2	HOULET SAMUEL	-	1:47.887	1:42.065	1:39.499	1:37.514	1:35.382	1:37.413				1:39.960
21	MANCAUX KEVIN	-	1:42.002	1:44.221	1:39.768	1:37.599	1:35.657	1:36.392				1:39.273
8	ALEXANDRE CHRIS1	-	1:45.886	1:43.595	1:39.359	1:37.707	1:36.229	1:35.796				1:39.762
12	JÉRÔME	-	1:43.469	1:40.914	1:37.988	1:36.570	1:37.823	1:36.100				1:38.810
10	DELAUNAY ANTHON	-	1:44.236	1:42.624	1:43.810	1:39.597	1:38.860	1:39.422				1:41.424



WINTER CUP

resultats


manche 1

23/03/2024 - 10:33

Clt	Kart	Pilote	Tours	Ecart	Interv.	Meilleur Tour	km/h
1	18	LULU.MCHL	7			1:25.588	50.09
2	1	NOLAN	7	0.804	0.804	1:24.756	50.02
3	14	LEWIS	7	8.108	7.304	1:26.412	49.43
4	20	POUSSIN	7	14.794	6.686	1:27.117	48.89
5	7	TONTONGRANDCON	7	17.906	3.112	1:27.313	48.65
6	16	MARECHAL DAVID	7	27.885	9.979	1:27.354	47.88
7	4	PAULV27	7	37.952	10.067	1:27.410	47.13
8	19	LE GAC EMMANUEL	7	38.327	0.375	1:27.001	47.10
9	17	CLOUET THIBAUT	7	44.992	6.665	1:29.747	46.62
10	11	CATILLON JONATHAN	7	46.295	1.303	1:30.558	46.52
11	2	HOULET SAMUEL	7	48.522	2.227	1:30.073	46.36
12	5	MAMOUR147	7	53.206	4.684	1:28.748	46.03
13	3	FLAHAUT JULIEN	7	58.283	5.077	1:30.018	45.68
14	8	ALEXANDRE CHRISTOPHE	7	1:07.859	9.576	1:32.357	45.03
15	9	RAULT JONATHAN	7	1:08.011	0.152	1:31.912	45.02
16	12	JÉRÔME	7	1:12.768	4.757	1:32.059	44.70
17	21	MANCAUX KEVIN	7	1:18.870	6.102	1:33.188	44.30
18	10	DELAUNAY ANTHONY	7	1:21.990	3.120	1:33.605	44.10

Historique des temps

Kart	Pilote	1	2	3	4	5	6	7	8	9	10	Moy.
18	LULU.MCHL	1:27.006	1:26.490	1:26.872	1:26.293	1:25.749	1:25.588	1:25.699				1:26.242
1	NOLAN	1:28.018	1:26.984	1:26.641	1:26.171	1:26.123	1:25.634	1:24.756				1:26.332
14	LEWIS	1:29.670	1:27.693	1:26.752	1:26.412	1:26.878	1:26.991	1:26.816				1:27.316
20	POUSSIN	1:32.389	1:28.808	1:27.648	1:27.519	1:27.202	1:27.131	1:27.117				1:28.259
7	TONTONGRANDCON	1:31.498	1:28.764	1:29.113	1:28.087	1:27.313	1:28.290	1:27.414				1:28.639
16	MARECHAL DAVID	1:33.114	1:28.476	1:37.470	1:27.354	1:28.753	1:27.580	1:27.757				1:30.072
4	PAULV27	1:45.206	1:32.908	1:30.889	1:27.457	1:29.101	1:27.410	1:27.847				1:31.545
19	LE GAC EMMANUEL	1:39.589	1:28.817	1:27.187	1:27.001	1:32.469	1:38.270	1:28.342				1:31.667
17	CLOUET THIBAUT	1:32.281	1:31.191	1:30.109	1:30.034	1:29.987	1:44.049	1:29.747				1:32.485
11	CATILLON JONATHA	1:40.321	1:31.135	1:30.558	1:32.396	1:30.698	1:31.236	1:31.815				1:32.594
2	HOULET SAMUEL	1:36.456	1:31.974	1:31.170	1:31.013	1:30.073	1:31.819	1:37.084				1:32.798
5	MAMOUR147	1:42.217	1:34.781	1:33.211	1:29.931	1:28.748	1:36.285	1:30.397				1:33.652
3	FLAHAUT JULIEN	1:35.661	1:32.898	1:30.018	1:38.154	1:30.453	1:31.049	1:41.521				1:34.250
8	ALEXANDRE CHRIS1	1:39.016	1:35.708	1:34.075	1:33.899	1:40.256	1:32.357	1:33.278				1:35.512
9	RAULT JONATHAN	1:35.065	1:46.467	1:33.437	1:31.912	1:38.383	1:31.986	1:32.627				1:35.696
12	JÉRÔME	1:39.948	1:36.107	1:33.995	1:32.773	1:44.051	1:32.059	1:33.928				1:36.123
21	MANCAUX KEVIN	1:50.267	1:35.326	1:33.721	1:35.551	1:35.245	1:33.188	1:36.549				1:37.121
10	DELAUNAY ANTHON	1:39.794	1:36.253	1:33.682	1:33.605	1:43.053	1:37.704	1:38.279				1:37.481



WINTER CUP

resultats


manche 2

23/03/2024 - 11:02

Clt	Kart	Pilote	Tours	Ecart	Interv.	Meilleur Tour	km/h
1	1	NOLAN	11			1:22.549	50.55
2	14	LEWIS	11	9.137	9.137	1:23.508	50.06
3	20	POUSSIN	11	16.846	7.709	1:24.597	49.66
4	4	PAULV27	11	17.078	0.232	1:24.718	49.65
5	19	LE GAC EMMANUEL	11	17.383	0.305	1:24.181	49.63
6	18	LULU.MCHL	11	21.615	4.232	1:20.792	49.42
7	7	TONTONGRANDCON	11	23.381	1.766	1:24.461	49.32
8	16	MARECHAL DAVID	11	28.052	4.671	1:21.584	49.09
9	2	HOULET SAMUEL	11	34.239	6.187	1:25.071	48.77
10	11	CATILLON JONATHAN	11	37.346	3.107	1:25.026	48.62
11	17	CLOUET THIBAUT	11	38.396	1.050	1:24.364	48.57
12	5	MAMOUR147	11	41.372	2.976	1:23.592	48.42
13	8	ALEXANDRE CHRISTOPHE	11	56.846	15.474	1:26.458	47.67
14	9	RAULT JONATHAN	11	56.857	0.011	1:26.183	47.67
15	21	MANCAUX KEVIN	11	1:07.363	10.506	1:29.353	47.17
16	10	DELAUNAY ANTHONY	11	1:25.394	18.031	1:28.797	46.34
17	3	FLAHAUT JULIEN	11	1:26.281	0.887	1:28.089	46.30
18	12	JÉRÔME	11	1:26.688	0.407	1:28.043	46.28

Historique des temps


Kart	Pilote	1	2	3	4	5	6	7	8	9	10	Moy.
1	NOLAN	1:28.294	1:26.315	1:26.825	1:26.435	1:26.160	1:24.356	1:26.026	1:24.993	1:24.679	1:23.400	1:25.457
		1:22.549										
14	LEWIS	1:29.300	1:27.704	1:27.851	1:27.713	1:26.602	1:26.267	1:25.544	1:25.148	1:24.573	1:24.738	1:26.268
		1:23.508										
20	POUSSIN	1:30.746	1:30.799	1:29.165	1:26.575	1:27.327	1:25.645	1:25.812	1:25.555	1:25.396	1:24.597	1:26.961
		1:24.956										
4	PAULV27	1:31.840	1:30.105	1:28.513	1:26.640	1:26.445	1:26.742	1:26.154	1:25.694	1:24.718	1:24.749	1:26.940
		1:24.741										
19	LE GAC EMMANUEL	1:32.601	1:29.618	1:28.860	1:26.363	1:26.933	1:27.217	1:25.961	1:25.676	1:24.919	1:24.288	1:26.965
		1:24.181										
18	LULU.MCHL	1:29.149	1:26.367	1:54.897	1:27.319	1:25.043	1:24.829	1:24.929	1:24.357	1:22.574	1:21.391	1:27.422
		1:20.792										
7	TONTONGRANDCON	1:32.012	1:30.309	1:30.655	1:27.375	1:27.041	1:27.736	1:26.936	1:26.287	1:25.331	1:24.760	1:27.536
		1:24.461										
16	MARECHAL DAVID	1:31.641	1:30.065	1:30.588	1:31.650	1:27.336	1:31.515	1:27.048	1:26.726	1:25.900	1:23.468	1:27.956
		1:21.584										
2	HOULET SAMUEL	1:33.412	1:30.582	1:30.369	1:29.623	1:28.187	1:28.902	1:27.086	1:27.981	1:26.142	1:25.071	1:28.426
		1:25.331										
11	CATILLON JONATHAN	1:32.667	1:30.481	1:30.034	1:28.925	1:29.787	1:30.362	1:29.533	1:27.661	1:26.568	1:25.237	1:28.752
		1:25.026										
17	CLOUET THIBAUT	1:34.244	1:31.671	1:31.823	1:29.475	1:29.925	1:28.935	1:27.956	1:26.616	1:26.493	1:25.954	1:28.859
		1:24.364										
5	MAMOUR147	1:32.657	1:32.367	1:31.174	1:28.455	1:31.738	1:30.264	1:29.387	1:28.904	1:25.698	1:25.689	1:29.084
		1:23.592										
8	ALEXANDRE CHRISTOPHE	1:34.842	1:31.891	1:32.296	1:30.763	1:30.845	1:31.284	1:30.038	1:28.989	1:29.535	1:27.741	1:30.425
		1:26.458										
9	RAULT JONATHAN	1:35.444	1:40.550	1:31.075	1:29.979	1:29.846	1:29.735	1:28.441	1:27.946	1:28.507	1:26.597	1:30.391



WINTER CUP

resultats

Kart	Pilote	1	2	3	4	5	6	7	8	9	10	Moy.
		1:26.183										
21	MANCAUX KEVIN	1:37.709 1:29.886	1:32.995	1:32.731	1:31.463	1:30.392	1:29.868	1:30.586	1:29.763	1:29.353	1:29.500	1:31.295
10	DELAUNAY ANTHON	1:38.588 1:28.930	1:39.044	1:34.782	1:32.225	1:33.007	1:35.566	1:32.275	1:28.797	1:29.382	1:29.892	1:32.953
3	FLAHAUT JULIEN	1:35.206 1:28.089	1:38.786	1:36.543	1:30.072	1:36.272	1:29.322	1:33.854	1:30.176	1:37.035	1:28.780	1:33.103
12	JÉRÔME	1:36.769 1:30.000	1:32.913	1:43.337	1:31.513	1:35.003	1:31.413	1:29.978	1:29.552	1:35.641	1:28.043	1:33.105



WINTER CUP

resultats

Somme des points

Cl	Pilote	Points	manche 1	manche 2
1	NOLAN	47	22	25
2	LULU.MCHL	42	25	17
3	LEWIS	42	20	22
4	POUSSIN	39	19	20
5	PAULV27	35	16	19
6	TONTONGRANDCON	34	18	16
7	LE GAC EMMANUEL	33	15	18
8	MARECHAL DAVID	32	17	15
9	HOULET SAMUEL	26	12	14
9	CLOUET THIBAUT	26	14	12
11	CATILLON JONATHAN	26	13	13
12	MAMOUR147	22	11	11
13	ALEXANDRE CHRISTOPHE	19	9	10
14	RAULT JONATHAN	17	8	9
15	FLAHAUT JULIEN	16	10	6
16	MANCAUX KEVIN	14	6	8
17	DELAUNAY ANTHONY	12	5	7
17	JÉRÔME	12	7	5