



## SPRINT 2 TEMPS

resultats


## CHRONOS

23/03/2024 - 14:21

Clt	Kart	Pilote	Ecart	Meilleur Tour	Tours
1	4	CAPRON AURELIEN		1:05.750	10
2	11	NOLAN	0.520	1:06.270	10
3	16	PAULV27	0.786	1:06.536	9
4	8	MONNET ROMAIN	1.330	1:07.080	9
5	2	ROBIN KAREL	1.690	1:07.440	9
6	18	FAUCHER ERWAN	2.296	1:08.046	9
7	5	DELAHAYE FRANCOIS	3.152	1:08.902	9
8	7	DAMBA JUVIAN	3.947	1:09.697	9
9	12	MICKAEL	4.108	1:09.858	9
10	10	HAZARD FRANCK	4.176	1:09.926	9
11	19	GOUIN AYMERIC	4.263	1:10.013	9
12	1	OLIVIER	4.429	1:10.179	9
13	3	GOUIN JEROME	4.788	1:10.538	9
14	6	LAUBERTHE JULIEN	4.996	1:10.746	8
15	9	LEVITRE ANTHONY	5.692	1:11.442	9
16	14	LEVITRE SAMUEL	6.221	1:11.971	9
17	17	ROBIN HUGO	8.486	1:14.236	8
18	21	ROBIN THIBAULT	8.936	1:14.686	8

### Historique des temps

Kart	Pilote	1	2	3	4	5	6	7	8	9	10	Moy.
4	CAPRON AURELIEN	-	1:07.296	1:07.565	1:07.594	1:06.805	1:07.177	1:06.766	1:07.351	1:05.750	1:06.110	1:06.934
11	NOLAN	-	1:10.453	1:09.453	1:07.319	1:07.167	1:07.027	1:08.033	1:06.270	1:07.029	1:08.396	1:07.905
16	PAULV27	-	1:23.104	1:09.384	1:08.567	1:08.526	1:06.819	1:08.432	1:06.536	1:07.319		1:09.835
8	MONNET ROMAIN	-	1:10.080	1:11.319	1:08.361	1:10.432	1:07.080	1:11.317	1:08.918	1:07.605		1:09.389
2	ROBIN KAREL	-	1:10.864	1:10.086	1:08.182	1:17.320	1:07.440	1:15.322	1:07.932	1:11.416		1:11.070
18	FAUCHER ERWAN	-	1:12.768	1:10.301	1:09.769	1:10.306	1:09.607	1:10.152	1:08.629	1:08.046		1:09.947
5	DELAHAYE FRANCO	-	1:10.305	1:12.641	1:10.133	1:10.520	1:09.859	1:09.842	1:08.942	1:08.902		1:10.143
7	DAMBA JUVIAN	-	1:17.525	1:12.031	1:09.697	1:12.430	1:10.700	1:15.176	1:11.824	1:10.660		1:12.505
12	MICKAEL	-	1:13.679	1:13.963	1:11.095	1:12.838	1:12.303	1:10.371	1:10.588	1:09.858		1:11.836
10	HAZARD FRANCK	-	1:12.156	1:10.353	1:09.926	1:17.949	1:11.098	1:10.226	1:10.878	1:11.215		1:11.725
19	GOUIN AYMERIC	-	1:18.670	1:16.140	1:13.605	1:13.661	1:11.124	1:11.232	1:10.409	1:10.013		1:13.106
1	OLIVIER	-	1:12.190	1:13.645	1:10.977	1:10.325	1:10.230	1:11.690	1:10.179	1:10.329		1:11.195
3	GOUIN JEROME	-	1:15.095	1:11.069	1:11.412	1:12.998	1:13.763	1:10.538	1:17.591	1:11.235		1:12.962
6	LAUBERTHE JULIEN	-	1:21.854	1:23.916	1:20.762	1:49.387	1:14.358	1:12.154	1:10.746			1:21.882
9	LEVITRE ANTHONY	-	1:17.452	1:15.310	1:11.442	1:14.008	1:21.168	1:12.417	1:12.069	1:12.417		1:14.535
14	LEVITRE SAMUEL	-	1:14.621	1:13.042	1:12.722	1:13.318	1:11.971	1:14.649	1:12.384	1:12.931		1:13.204
17	ROBIN HUGO	-	1:19.851	1:17.584	1:21.548	1:22.835	1:16.448	1:15.818	1:14.236			1:18.331
21	ROBIN THIBAULT	-	1:20.228	1:21.430	1:17.120	1:14.686	1:35.236	1:16.107	1:15.044			1:19.978



## SPRINT 2 TEMPS

resultats


### MANCHE 1

23/03/2024 - 15:02

Clt	Kart	Pilote	Tours	Ecart	Interv.	Meilleur Tour	km/h
1	4	CAPRON AURELIEN	7			1:21.950	49.79
2	11	NOLAN	7	0.805	0.805	1:23.035	49.73
3	2	ROBIN KAREL	7	2.881	2.076	1:23.330	49.56
4	16	PAULV27	7	8.752	5.871	1:24.321	49.08
5	8	MONNET ROMAIN	7	22.802	14.050	1:25.350	47.99
6	7	DAMBA JUVIAN	7	35.258	12.456	1:28.600	47.06
7	5	DELAHAYE FRANCOIS	7	35.564	0.306	1:28.007	47.04
8	18	FAUCHER ERWAN	7	41.540	5.976	1:29.297	46.60
9	12	MICKAEL	7	45.595	4.055	1:29.565	46.31
10	19	GOUIN AYMERIC	7	54.089	8.494	1:29.775	45.72
11	1	OLIVIER	7	1:07.182	13.093	1:32.687	44.83
12	3	GOUIN JEROME	7	1:08.315	1.133	1:32.528	44.76
13	10	HAZARD FRANCK	7	1:14.126	5.811	1:34.616	44.38
14	9	LEVITRE ANTHONY	7	1:17.358	3.232	1:32.141	44.17
15	20	LAUBERTHE JULIEN	7	1:28.967	11.609	1:34.044	43.43
16	14	LEVITRE SAMUEL	6	1 Tour	1 Tour	1:36.483	42.43
17	17	ROBIN HUGO	6	1 Tour	13.150	1:34.149	41.53
18	21	ROBIN THIBAUT	6	1 Tour	2.939	1:36.315	41.34

#### Historique des temps

Kart	Pilote	1	2	3	4	5	6	7	8	9	10	Moy.
4	CAPRON AURELIEN	1:27.495	1:21.950	1:24.064	1:27.255	1:27.075	1:27.890	1:31.607				1:26.762
11	NOLAN	1:27.754	1:23.035	1:23.865	1:26.485	1:27.255	1:27.608	1:31.979				1:26.854
2	ROBIN KAREL	1:30.513	1:24.093	1:23.330	1:25.509	1:26.435	1:27.788	1:31.582				1:27.035
16	PAULV27	1:30.185	1:24.321	1:26.654	1:27.916	1:28.230	1:28.603	1:29.978				1:27.983
8	MONNET ROMAIN	1:30.346	1:26.308	1:25.350	1:29.871	1:29.726	1:35.940	1:32.197				1:29.962
7	DAMBA JUVIAN	1:33.020	1:28.600	1:29.684	1:32.295	1:32.589	1:32.726	1:32.331				1:31.606
5	DELAHAYE FRANCO	1:35.162	1:28.007	1:31.937	1:30.623	1:31.826	1:32.083	1:31.860				1:31.642
18	FAUCHER ERWAN	1:33.818	1:29.297	1:35.211	1:32.175	1:32.340	1:32.261	1:32.643				1:32.535
12	MICKAEL	1:33.623	1:29.565	1:35.838	1:31.323	1:32.572	1:32.194	1:35.941				1:33.008
19	GOUIN AYMERIC	1:35.236	1:29.775	1:32.409	1:34.305	1:33.949	1:37.047	1:35.889				1:34.087
1	OLIVIER	1:37.156	1:32.687	1:35.979	1:33.648	1:35.161	1:36.713	1:37.449				1:35.541
3	GOUIN JEROME	1:40.618	1:32.528	1:35.120	1:35.729	1:35.609	1:36.100	1:36.216				1:35.988
10	HAZARD FRANCK	1:39.769	1:35.791	1:38.257	1:34.616	1:35.931	1:38.818	1:35.870				1:37.007
9	LEVITRE ANTHONY	1:39.754	1:36.360	1:36.670	1:32.141	1:34.722	1:37.948	1:38.012				1:36.515
20	LAUBERTHE JULIEN	1:37.626	1:34.044	2:01.277	1:34.826	1:35.230	1:36.551	1:29.618				1:39.925
14	LEVITRE SAMUEL	1:39.854	1:36.483	1:40.147	1:37.947	1:46.111	1:42.081					1:40.437
17	ROBIN HUGO	1:45.650	1:34.149	1:39.539	1:40.197	1:43.727	1:48.049					1:41.885
21	ROBIN THIBAUT	1:49.868	1:39.000	1:36.315	1:37.747	1:39.304	1:52.666					1:42.483



## SPRINT 2 TEMPS

resultats

### MANCHE 2

23/03/2024 - 15:53

Clt	Kart	Pilote	Tours	Ecart	Interv.	Meilleur Tour	km/h
1	16	PAULV27	8			1:20.939	51.32
2	4	CAPRON AURELIEN	8	0.033	0.033	1:21.715	51.32
3	11	NOLAN	8	8.242	8.209	1:21.712	50.70
4	2	ROBIN KAREL	8	8.866	0.624	1:05.749	50.65
5	8	MONNET ROMAIN	8	13.959	5.093	1:22.112	50.28
6	18	FAUCHER ERWAN	8	14.907	0.948	1:22.404	50.21
7	5	DELAHAYE FRANCOIS	8	15.687	0.780	1:21.342	50.15
8	7	DAMBA JUVIAN	8	28.853	13.166	1:25.066	49.21
9	19	GOUIN AYMERIC	8	31.645	2.792	1:24.080	49.01
10	12	MICKAEL	8	35.765	4.120	1:23.567	48.73
11	1	OLIVIER	8	52.009	16.244	1:24.859	47.64
12	10	HAZARD FRANCK	8	55.548	3.539	1:28.145	47.41
13	9	LEVITRE ANTHONY	8	56.445	0.897	1:27.701	47.35
14	3	GOUIN JEROME	8	1:04.128	7.683	1:27.024	46.86
15	20	LAUBERTHE JULIEN	8	1:04.464	0.336	1:26.765	46.83
16	21	ROBIN THIBALT	8	1:18.959	14.495	1:27.592	45.93
17	14	LEVITRE SAMUEL	7	1 Tour	1 Tour	1:31.599	45.59
18	17	ROBIN HUGO	7	1 Tour	16.453	1:34.291	44.49

#### Historique des temps

Kart	Pilote	1	2	3	4	5	6	7	8	9	10	Moy.
16	PAULV27	1:28.911	1:26.234	1:25.352	1:24.749	1:22.179	1:22.666	1:22.021	1:20.939			1:24.131
4	CAPRON AURELIEN	1:28.768	1:26.075	1:25.900	1:23.619	1:22.761	1:22.566	1:21.715	1:22.060			1:24.183
11	NOLAN	1:25.677	1:24.026	1:22.817	1:22.697	1:21.712	1:22.150	1:24.027	1:38.588			1:25.211
2	ROBIN KAREL	1:28.368	1:25.421	1:22.873	1:23.245	1:21.919	1:21.769	1:05.749	1:52.664			1:25.251
8	MONNET ROMAIN	1:29.600	1:27.663	1:28.850	1:25.515	1:25.503	1:25.492	1:22.112	1:22.179			1:25.864
18	FAUCHER ERWAN	1:31.985	1:27.223	1:25.787	1:25.727	1:25.469	1:24.427	1:24.184	1:22.404			1:25.900
5	DELAHAYE FRANCO	1:33.594	1:27.114	1:31.168	1:25.461	1:24.263	1:22.973	1:22.237	1:21.342			1:26.019
7	DAMBA JUVIAN	1:35.837	1:29.817	1:27.100	1:25.607	1:25.279	1:26.504	1:26.209	1:25.066			1:27.677
19	GOUIN AYMERIC	1:34.163	1:28.528	1:29.332	1:27.596	1:29.288	1:26.017	1:24.610	1:24.080			1:27.951
12	MICKAEL	1:32.037	1:27.842	1:37.969	1:27.637	1:27.684	1:25.501	1:25.713	1:23.567			1:28.493
1	OLIVIER	1:34.156	1:39.043	1:31.411	1:27.796	1:30.399	1:27.006	1:29.142	1:24.859			1:30.476
10	HAZARD FRANCK	1:36.452	1:32.548	1:30.481	1:30.678	1:29.472	1:28.145	1:29.724	1:29.160			1:30.832
9	LEVITRE ANTHONY	1:37.011	1:33.261	1:30.247	1:30.279	1:32.099	1:27.701	1:28.478	1:28.368			1:30.930
3	GOUIN JEROME	1:36.134	1:37.825	1:33.123	1:30.482	1:28.906	1:27.884	1:34.364	1:27.024			1:31.967
20	LAUBERTHE JULIEN	1:37.673	1:33.405	1:29.482	1:37.837	1:27.409	1:33.087	1:29.383	1:26.765			1:31.880
21	ROBIN THIBALT	1:40.112	1:34.445	1:38.753	1:33.271	1:32.115	1:31.422	1:31.144	1:27.592			1:33.606
14	LEVITRE SAMUEL	1:37.660	1:33.660	1:36.838	1:32.445	1:35.861	1:32.433	1:31.599				1:34.356
17	ROBIN HUGO	1:43.016	1:36.476	1:38.821	1:34.649	1:34.291	1:34.323	1:34.499				1:36.582



## SPRINT 2 TEMPS

resultats


### MANCHE 3

23/03/2024 - 16:32

Clt	Kart	Pilote	Tours	Ecart	Interv.	Meilleur Tour	km/h
1	16	PAULV27	8			1:16.208	53.87
2	11	NOLAN	8	3.720	3.720	1:15.384	53.56
3	2	ROBIN KAREL	8	7.031	3.311	1:15.132	53.29
4	4	CAPRON AURELIEN	8	8.772	1.741	1:16.830	53.14
5	5	DELAHAYE FRANCOIS	8	18.242	9.470	1:16.393	52.38
6	1	OLIVIER	8	33.280	15.038	1:18.706	51.21
7	7	DAMBA JUVIAN	8	35.189	1.909	1:19.066	51.07
8	8	MONNET ROMAIN	8	37.836	2.647	1:17.011	50.87
9	19	GOUIN AYMERIC	8	40.160	2.324	1:19.734	50.70
10	12	MICKAEL	8	40.750	0.590	1:21.190	50.65
11	3	GOUIN JEROME	8	48.643	7.893	1:20.617	50.07
12	21	ROBIN THIBAUT	8	1:02.259	13.616	1:20.516	49.11
13	10	HAZARD FRANCK	8	1:11.546	9.287	1:22.085	48.47
14	18	FAUCHER ERWAN	8	1:12.552	1.006	1:24.910	48.40
15	14	LEVITRE SAMUEL	8	1:12.963	0.411	1:22.922	48.37
16	9	LEVITRE ANTHONY	8	1:13.934	0.971	1:22.143	48.30
17	17	ROBIN HUGO	7	1 Tour	1 Tour	1:25.424	47.02
18	20	LAUBERTHE JULIEN	7	1 Tour	41.942	1:24.318	44.15

#### Historique des temps

Kart	Pilote	1	2	3	4	5	6	7	8	9	10	Moy.
16	PAULV27	1:26.424	1:24.436	1:22.267	1:20.444	1:18.233	1:17.291	1:16.208	1:16.234			1:20.192
11	NOLAN	1:26.845	1:24.410	1:22.513	1:20.753	1:18.558	1:17.013	1:15.384	1:19.612			1:20.636
2	ROBIN KAREL	1:30.035	1:23.145	1:22.896	1:20.606	1:19.912	1:19.543	1:16.890	1:15.132			1:21.019
4	CAPRON AURELIEN	1:28.559	1:24.281	1:23.102	1:20.812	1:19.946	1:19.215	1:17.450	1:16.830			1:21.274
5	DELAHAYE FRANCO	1:31.317	1:26.224	1:24.470	1:22.231	1:19.899	1:18.137	1:20.312	1:16.393			1:22.372
1	OLIVIER	1:35.578	1:27.676	1:28.025	1:22.290	1:21.163	1:20.615	1:19.409	1:18.706			1:24.182
7	DAMBA JUVIAN	1:30.676	1:26.058	1:24.247	1:31.422	1:22.376	1:22.342	1:19.506	1:19.066			1:24.461
8	MONNET ROMAIN	1:45.589	1:28.837	1:25.048	1:21.191	1:22.340	1:21.650	1:17.245	1:17.011			1:24.863
19	GOUIN AYMERIC	1:33.020	1:27.561	1:25.703	1:25.434	1:27.798	1:20.876	1:20.484	1:19.734			1:25.076
12	MICKAEL	1:36.533	1:28.180	1:27.313	1:23.157	1:21.460	1:21.521	1:21.587	1:21.190			1:25.117
3	GOUIN JEROME	1:36.115	1:28.416	1:27.863	1:24.799	1:23.349	1:21.658	1:24.654	1:20.617			1:25.933
21	ROBIN THIBAUT	1:37.405	1:31.281	1:30.363	1:25.651	1:26.097	1:23.781	1:20.516	1:25.464			1:27.569
10	HAZARD FRANCK	1:42.957	1:33.169	1:28.111	1:26.566	1:28.083	1:27.323	1:22.383	1:22.085			1:28.834
18	FAUCHER ERWAN	1:38.679	1:32.794	1:33.500	1:27.138	1:25.417	1:25.367	1:24.910	1:25.527			1:29.166
14	LEVITRE SAMUEL	1:37.417	1:34.275	1:28.226	1:30.286	1:28.087	1:24.948	1:24.314	1:22.922			1:28.809
9	LEVITRE ANTHONY	1:41.769	1:34.785	1:30.831	1:25.254	1:28.025	1:24.785	1:25.298	1:22.143			1:29.111
17	ROBIN HUGO	1:38.976	1:34.977	1:33.105	1:29.417	1:30.345	1:26.583	1:25.424				1:31.261
20	LAUBERTHE JULIEN	1:36.341	1:28.473	2:05.050	1:25.565	1:57.021	1:25.132	1:24.318				1:37.414



## SPRINT 2 TEMPS

resultats

## RESULTATS

Clt	Pilote	Points	MANCHE 1	MANCHE 2	MANCHE 3
1	PAULV27	69	19	25	25
2	CAPRON AURELIEN	66	25	22	19
3	NOLAN	64	22	20	22
4	ROBIN KAREL	59	20	19	20
5	MONNET ROMAIN	51	18	18	15
6	DELAHAYE FRANCOIS	50	16	16	18
7	DAMBA JUVIAN	48	17	15	16
8	FAUCHER ERWAN	41	15	17	9
9	GOUIN AYMERIC	41	13	14	14
10	OLIVIER	41	12	12	17
11	MICKAEL	40	14	13	13
12	GOUIN JEROME	32	11	9	12
13	HAZARD FRANCK	31	10	11	10
14	LEVITRE ANTHONY	26	9	10	7
15	ROBIN THIBAUT	23	5	7	11
16	LAUBERTHE JULIEN	21	8	8	5
17	LEVITRE SAMUEL	21	7	6	8
18	ROBIN HUGO	17	6	5	6