

L'ENDURANCE 2 TPS

resultats


essais chronos

04/04/2026 - 09:15

| Clt | Kart | Equipe | Meilleur Tour | Ecart | Tours |
|-----|------|------------------|---------------|-------|-------|
| 1 | 6 | JPTG | 1:07.380 | | 17 |
| 2 | 16 | TEAM MECAKART | 1:07.644 | 0.264 | 17 |
| 3 | 21 | KARD 1 | 1:08.088 | 0.708 | 17 |
| 4 | 20 | EMSL | 1:08.549 | 1.169 | 17 |
| 5 | 8 | KARD 2 | 1:08.949 | 1.569 | 17 |
| 6 | 4 | TEAM QUESADA | 1:09.110 | 1.730 | 16 |
| 7 | 18 | GT RACING | 1:09.381 | 2.001 | 17 |
| 8 | 3 | LES 27 | 1:09.401 | 2.021 | 18 |
| 9 | 19 | DUBOIS FRÈRES | 1:09.512 | 2.132 | 17 |
| 10 | 15 | LH RACING | 1:09.528 | 2.148 | 16 |
| 11 | 14 | RENATEO | 1:09.882 | 2.502 | 15 |
| 12 | 11 | OLV COMPÉTITION | 1:10.126 | 2.746 | 16 |
| 13 | 1 | JPA | 1:10.273 | 2.893 | 17 |
| 14 | 5 | PÈRE ET FILS | 1:10.651 | 3.271 | 15 |
| 15 | 10 | CONFORT-RACE | 1:11.083 | 3.703 | 16 |
| 16 | 17 | INTERFLOOR | 1:11.668 | 4.288 | 16 |
| 17 | 7 | LES HENDRICK'S | 1:13.946 | 6.566 | 14 |
| 18 | 2 | THOMAS ET JUSTIN | 1:17.125 | 9.745 | 15 |

Historique des temps


| Kart | Equipe | 1 | 2 | 3 | 4 | 5 | 6 | 7 | 8 | 9 | 10 | Moy. |
|------|-----------------|----------|----------|----------|----------|----------|----------|----------|----------|----------|----------|----------|
| 6 | JPTG | - | 1:19.357 | 1:16.597 | 1:13.821 | 1:13.393 | 1:13.871 | 1:12.983 | 1:07.568 | 1:59.126 | 1:11.087 | 1:11.824 |
| | | 1:09.368 | 1:10.600 | 1:08.692 | 1:08.307 | 1:09.574 | 1:07.380 | 1:10.513 | | | | |
| 16 | TEAM MECAKART | - | 1:20.484 | 1:16.116 | 1:15.816 | 1:13.854 | 1:12.897 | 1:13.126 | 1:11.042 | 1:08.557 | 1:54.253 | 1:12.346 |
| | | 1:13.380 | 1:10.724 | 1:10.238 | 1:08.898 | 1:08.578 | 1:07.644 | 1:10.060 | | | | |
| 21 | KARD 1 | - | 1:17.989 | 1:15.999 | 1:14.067 | 1:12.066 | 1:12.243 | 1:10.613 | 1:50.298 | 1:11.044 | 1:10.730 | 1:12.181 |
| | | 1:14.432 | 1:11.882 | 1:12.267 | 1:11.265 | 1:08.088 | 1:08.813 | 1:09.662 | | | | |
| 20 | EMSL | - | 1:16.385 | 1:14.471 | 1:13.014 | 1:12.788 | 1:14.114 | 1:13.398 | 1:10.548 | 1:07.957 | 1:58.748 | 1:12.021 |
| | | 1:12.970 | 1:11.760 | 1:11.497 | 1:10.733 | 1:09.220 | 1:08.852 | 1:08.549 | | | | |
| 8 | KARD 2 | - | 1:17.499 | 1:14.859 | 1:12.380 | 1:12.268 | 1:11.587 | 1:13.680 | 1:10.161 | 1:07.039 | 1:56.660 | 1:11.573 |
| | | 1:10.698 | 1:10.798 | 1:11.617 | 1:09.453 | 1:08.949 | 1:09.056 | 1:09.020 | | | | |
| 4 | TEAM QUESADA | - | 1:27.639 | 1:20.085 | 1:18.193 | 1:17.429 | 1:13.999 | 1:13.528 | 2:14.998 | 1:14.944 | 1:12.728 | 1:14.688 |
| | | 1:12.563 | 1:11.600 | 1:10.805 | 1:11.899 | 1:09.952 | 1:09.110 | | | | | |
| 18 | GT RACING | - | 1:23.680 | 1:18.024 | 1:15.697 | 1:15.874 | 1:16.079 | 1:15.751 | 1:09.047 | 1:54.124 | 1:11.878 | 1:13.440 |
| | | 1:10.153 | 1:10.448 | 1:09.875 | 1:10.642 | 1:11.136 | 1:09.381 | 1:09.554 | | | | |
| 3 | LES 27 | - | 1:17.944 | 1:15.918 | 1:13.943 | 1:12.350 | 1:12.839 | 1:12.377 | 1:12.010 | 1:11.299 | 1:11.905 | 1:12.025 |
| | | 1:11.747 | 1:10.486 | 1:10.231 | 1:12.427 | 1:09.821 | 1:10.299 | 1:09.401 | 1:09.430 | | | |
| 19 | DUBOIS FRÈRES | - | 1:23.147 | 1:18.370 | 1:15.287 | 1:15.042 | 1:14.819 | 1:13.428 | 1:08.318 | 1:58.038 | 1:13.402 | 1:13.460 |
| | | 1:11.637 | 1:11.757 | 1:11.214 | 1:10.813 | 1:10.413 | 1:09.601 | 1:09.512 | | | | |
| 15 | LH RACING | - | 1:24.714 | 1:20.906 | 1:18.565 | 1:17.064 | 1:16.783 | 1:17.022 | 1:16.777 | 2:11.539 | 1:14.140 | 1:15.494 |
| | | 1:14.134 | 1:13.040 | 1:12.211 | 1:11.110 | 1:09.528 | 1:12.211 | | | | | |
| 14 | RENATEO | - | 1:28.546 | 1:21.951 | 1:19.766 | 1:18.542 | 1:17.518 | 1:16.876 | 1:16.922 | 1:16.458 | 2:35.820 | 1:16.387 |
| | | 1:12.869 | 1:11.838 | 1:09.882 | 1:11.254 | 1:10.682 | | | | | | |
| 11 | OLV COMPÉTITION | - | 1:24.942 | 1:20.456 | 1:17.052 | 1:16.931 | 1:16.243 | 1:13.331 | 2:24.194 | 1:16.724 | 1:15.194 | 1:15.510 |
| | | 1:14.485 | 1:13.636 | 1:12.725 | 1:11.399 | 1:11.723 | 1:10.126 | | | | | |
| 1 | JPA | - | 1:20.702 | 1:17.527 | 1:13.760 | 1:14.159 | 1:12.856 | 1:14.182 | 1:10.388 | 2:21.286 | 1:15.470 | 1:13.248 |
| | | 1:11.803 | 1:11.614 | 1:11.321 | 1:10.273 | 1:10.525 | 1:10.403 | 1:10.878 | | | | |
| 5 | PÈRE ET FILS | - | 1:26.545 | 1:20.877 | 1:19.332 | 1:28.543 | 1:24.222 | 1:31.889 | 1:18.407 | 1:18.479 | 2:32.103 | 1:19.319 |



L'ENDURANCE 2 TPS

resultats

| Kart | Equipe | 1 | 2 | 3 | 4 | 5 | 6 | 7 | 8 | 9 | 10 | Moy. |
|------|------------------|----------|----------|----------|-----------------|-----------------|-----------------|---------------------|----------|----------|----------|----------|
| | | 1:14.133 | 1:11.313 | 1:11.081 | 1:10.651 | 1:14.835 | | | | | | |
| 10 | CONFORT-RACE | - | 1:23.584 | 1:21.127 | 1:21.157 | 1:18.567 | 1:16.958 | 1:14.192 | 2:21.137 | 1:17.107 | 1:17.000 | 1:16.425 |
| | | 1:15.918 | 1:15.023 | 1:11.508 | 1:12.228 | 1:11.083 | 1:12.270 | | | | | |
| 17 | INTERFLOOR | - | 1:23.001 | 1:21.669 | 1:19.460 | 1:20.597 | 1:17.548 | 1:12.790 | 2:18.712 | 1:16.580 | 1:15.751 | 1:16.367 |
| | | 1:15.083 | 1:13.972 | 1:12.276 | 1:11.668 | 1:12.997 | 1:12.175 | | | | | |
| 7 | LES HENDRICK'S | - | 1:20.767 | 1:21.525 | 1:20.265 | 1:18.371 | 2:09.989 | 1:10.353 | 2:53.111 | 1:20.651 | 1:17.687 | 1:25.500 |
| | | 1:46.014 | 1:16.557 | 1:14.736 | 1:13.946 | | | | | | | |
| 2 | THOMAS ET JUSTIN | - | 1:25.267 | 1:21.997 | 1:20.233 | 1:18.978 | 1:17.125 | 1:13.414 | 2:22.924 | 1:24.700 | 1:22.987 | 1:21.293 |
| | | 1:19.532 | 1:23.690 | 1:21.511 | 1:20.466 | 1:19.036 | | | | | | |



L'ENDURANCE 2 TPS

resultats


course

04/04/2026 - 10:09

| Clt | Kart | Equipe | Tours | Ecart | Meilleur Tour |
|-----|------|------------------|-------|---------|---------------|
| 1 | 6 | JPTG | 53 | | 1:04.846 |
| 2 | 20 | EMSL | 53 | 21.213 | 1:05.503 |
| 3 | 16 | TEAM MECAKART | 53 | 31.407 | 1:05.295 |
| 4 | 19 | DUBOIS FRÈRES | 53 | 44.465 | 1:05.350 |
| 5 | 21 | KARD 1 | 53 | 49.733 | 1:05.446 |
| 6 | 8 | KARD 2 | 53 | 59.486 | 1:06.025 |
| 7 | 3 | LES 27 | 52 | 1 Tour | 1:06.086 |
| 8 | 18 | GT RACING | 52 | 1 Tour | 1:05.982 |
| 9 | 1 | JPA | 52 | 1 Tour | 1:05.885 |
| 10 | 4 | TEAM QUESADA | 51 | 2 Tours | 1:06.506 |
| 11 | 11 | OLV COMPÉTITION | 51 | 2 Tours | 1:07.038 |
| 12 | 10 | CONFORT-RACE | 51 | 2 Tours | 1:06.761 |
| 13 | 15 | LH RACING | 51 | 2 Tours | 1:06.283 |
| 14 | 7 | LES HENDRICK'S | 51 | 2 Tours | 1:07.034 |
| 15 | 17 | INTERFLOOR | 51 | 2 Tours | 1:07.233 |
| 16 | 5 | PÈRE ET FILS | 50 | 3 Tours | 1:06.851 |
| 17 | 2 | THOMAS ET JUSTIN | 50 | 3 Tours | 1:07.327 |
| 18 | 14 | RENATEO | 50 | 3 Tours | 1:06.767 |

Historique des temps


| Kart | Equipe | 1 | 2 | 3 | 4 | 5 | 6 | 7 | 8 | 9 | 10 | Moy. |
|------|---------------|----------|----------|----------|----------|----------|----------|----------|----------|----------|----------|----------|
| 6 | JPTG | 1:09.578 | 1:07.298 | 1:07.054 | 1:07.347 | 1:06.341 | 1:06.141 | 1:06.184 | 1:06.068 | 1:06.028 | 1:05.927 | 1:06.015 |
| | | 1:06.029 | 1:05.639 | 1:05.317 | 1:05.545 | 1:05.619 | 1:05.290 | 1:05.474 | 1:05.179 | 1:05.427 | 1:01.962 | |
| | | 1:54.269 | 1:05.533 | 1:05.291 | 1:05.338 | 1:05.830 | 1:04.964 | 1:04.982 | 1:05.513 | 1:04.846 | 1:05.285 | |
| | | 1:02.042 | 1:55.751 | 1:06.589 | 1:06.991 | 1:05.872 | 1:06.518 | 1:06.463 | 1:03.594 | 1:54.303 | 1:06.138 | |
| | | 1:05.612 | 1:06.227 | 1:06.027 | 1:05.877 | 1:05.876 | 1:06.423 | 1:07.237 | 1:05.932 | 1:05.888 | 1:05.803 | |
| | | 1:05.765 | 1:06.087 | 1:06.342 | | | | | | | | |
| 20 | EMSL | 1:10.142 | 1:07.913 | 1:09.959 | 1:06.998 | 1:03.238 | 1:56.270 | 1:06.601 | 1:06.916 | 1:06.219 | 1:06.713 | 1:06.411 |
| | | 1:06.447 | 1:06.137 | 1:06.027 | 1:05.697 | 1:06.926 | 1:06.400 | 1:06.002 | 1:05.832 | 1:03.620 | 1:54.303 | |
| | | 1:06.174 | 1:06.191 | 1:06.374 | 1:06.360 | 1:05.945 | 1:05.929 | 1:06.259 | 1:05.553 | 1:03.077 | 1:53.793 | |
| | | 1:06.145 | 1:06.272 | 1:06.737 | 1:06.121 | 1:05.798 | 1:06.013 | 1:08.249 | 1:05.880 | 1:05.503 | 1:05.685 | |
| | | 1:06.278 | 1:06.013 | 1:06.280 | 1:05.738 | 1:05.935 | 1:06.559 | 1:06.401 | 1:05.655 | 1:06.171 | 1:06.198 | |
| | | 1:05.725 | 1:06.300 | 1:05.980 | | | | | | | | |
| 16 | TEAM MECAKART | 1:10.571 | 1:07.866 | 1:09.253 | 1:07.365 | 1:06.865 | 1:06.782 | 1:06.783 | 1:06.744 | 1:03.435 | 1:58.506 | 1:06.453 |
| | | 1:07.367 | 1:06.435 | 1:06.353 | 1:06.152 | 1:06.295 | 1:05.803 | 1:05.740 | 1:05.671 | 1:05.889 | 1:06.664 | |
| | | 1:05.549 | 1:06.074 | 1:03.142 | 1:55.458 | 1:06.507 | 1:06.388 | 1:07.664 | 1:08.288 | 1:06.297 | 1:05.761 | |
| | | 1:07.023 | 1:06.039 | 1:06.116 | 1:06.112 | 1:03.045 | 1:59.134 | 1:05.997 | 1:06.129 | 1:05.511 | 1:06.204 | |
| | | 1:06.632 | 1:05.538 | 1:05.693 | 1:05.355 | 1:06.950 | 1:07.386 | 1:05.684 | 1:05.906 | 1:05.573 | 1:05.837 | |
| | | 1:05.676 | 1:05.295 | 1:05.541 | | | | | | | | |
| 19 | DUBOIS FRÈRES | 1:13.129 | 1:09.492 | 1:10.547 | 1:09.654 | 1:08.655 | 1:07.504 | 1:07.967 | 1:07.258 | 1:04.932 | 1:58.068 | 1:06.730 |
| | | 1:06.448 | 1:06.510 | 1:06.050 | 1:06.429 | 1:06.132 | 1:05.986 | 1:05.554 | 1:05.707 | 1:05.739 | 1:05.654 | |
| | | 1:05.517 | 1:05.772 | 1:05.953 | 1:05.777 | 1:05.754 | 1:05.699 | 1:02.658 | 1:59.018 | 1:07.928 | 1:06.916 | |
| | | 1:06.388 | 1:06.229 | 1:06.658 | 1:06.646 | 1:06.873 | 1:06.193 | 1:06.375 | 1:06.104 | 1:06.948 | 1:06.252 | |
| | | 1:06.608 | 1:06.302 | 1:03.209 | 1:54.045 | 1:06.103 | 1:08.850 | 1:05.840 | 1:05.937 | 1:05.431 | 1:05.932 | |
| | | 1:05.350 | 1:05.598 | 1:05.984 | | | | | | | | |
| 21 | KARD 1 | 1:11.580 | 1:08.214 | 1:08.785 | 1:07.281 | 1:03.787 | 1:55.346 | 1:06.768 | 1:06.802 | 1:02.904 | 1:55.894 | 1:06.989 |
| | | 1:06.496 | 1:10.746 | 1:06.801 | 1:06.877 | 1:06.977 | 1:06.740 | 1:06.711 | 1:05.888 | 1:06.821 | 1:06.425 | |
| | | 1:06.683 | 1:06.667 | 1:06.253 | 1:06.183 | 1:06.096 | 1:03.250 | 1:54.557 | 1:06.881 | 1:06.817 | 1:05.666 | |



L'ENDURANCE 2 TPS

resultats

| Kart | Equipe | 1 | 2 | 3 | 4 | 5 | 6 | 7 | 8 | 9 | 10 | Moy. |
|------|-----------------|-----------------|-----------------|-----------------|-----------------|-----------------|-----------------|-----------------|-----------------|-----------------|-----------------|----------|
| | | 1:16.617 | 1:05.939 | 1:05.531 | 1:05.788 | 1:05.849 | 1:05.892 | 1:05.823 | 1:06.501 | 1:05.794 | 1:05.788 | |
| | | 1:05.523 | 1:06.103 | 1:06.495 | 1:05.446 | 1:14.938 | 1:06.827 | 1:06.981 | 1:05.978 | 1:05.703 | 1:05.944 | |
| | | 1:06.010 | 1:05.750 | 1:06.113 | | | | | | | | |
| 8 | KARD 2 | 1:10.744 | 1:07.655 | 1:10.454 | 1:07.561 | 1:06.973 | 1:03.537 | 1:59.600 | 1:06.496 | 1:07.201 | 1:06.802 | 1:06.757 |
| | | 1:06.413 | 1:02.754 | 2:08.821 | 1:07.025 | 1:06.993 | 1:06.403 | 1:06.401 | 1:06.388 | 1:07.623 | 1:06.360 | |
| | | 1:06.511 | 1:06.605 | 1:06.626 | 1:07.501 | 1:06.345 | 1:06.663 | 1:06.837 | 1:07.076 | 1:06.575 | 1:02.936 | |
| | | 1:58.584 | 1:06.224 | 1:06.277 | 1:06.452 | 1:06.662 | 1:06.394 | 1:06.138 | 1:06.116 | 1:06.194 | 1:06.123 | |
| | | 1:06.141 | 1:06.033 | 1:06.069 | 1:06.122 | 1:07.309 | 1:07.365 | 1:06.387 | 1:06.294 | 1:06.316 | 1:06.169 | |
| | | 1:06.025 | 1:06.459 | 1:06.085 | | | | | | | | |
| 3 | LES 27 | 1:13.778 | 1:09.498 | 1:09.931 | 1:09.309 | 1:08.181 | 1:07.558 | 1:07.380 | 1:07.919 | 1:06.806 | 1:07.589 | 1:07.558 |
| | | 1:08.072 | 1:09.091 | 1:07.821 | 1:06.986 | 1:07.147 | 1:08.577 | 1:07.109 | 1:06.769 | 1:07.204 | 1:03.876 | |
| | | 1:56.553 | 1:07.104 | 1:07.301 | 1:06.714 | 1:07.781 | 1:06.824 | 1:07.252 | 1:06.573 | 1:06.893 | 1:03.795 | |
| | | 1:55.355 | 1:07.969 | 1:06.701 | 1:06.811 | 1:07.015 | 1:06.302 | 1:06.771 | 1:06.753 | 1:06.587 | 1:06.530 | |
| | | 1:06.740 | 1:03.926 | 1:56.545 | 1:07.268 | 1:07.705 | 1:07.342 | 1:07.795 | 1:06.919 | 1:06.638 | 1:09.244 | |
| | | 1:07.334 | 1:06.086 | | | | | | | | | |
| 18 | GT RACING | 1:13.292 | 1:09.220 | 1:10.501 | 1:09.221 | 1:09.287 | 1:07.361 | 1:07.645 | 1:07.783 | 1:04.640 | 1:55.483 | 1:07.600 |
| | | 1:08.916 | 1:07.769 | 1:07.545 | 1:07.558 | 1:07.511 | 1:07.590 | 1:07.384 | 1:07.480 | 1:07.883 | 1:08.191 | |
| | | 1:08.469 | 1:07.423 | 1:08.116 | 1:07.639 | 1:04.165 | 1:55.979 | 1:06.914 | 1:07.576 | 1:06.913 | 1:06.458 | |
| | | 1:07.498 | 1:06.955 | 1:07.598 | 1:07.034 | 1:05.982 | 1:06.387 | 1:04.118 | 1:54.099 | 1:07.094 | 1:06.620 | |
| | | 1:06.067 | 1:06.764 | 1:06.830 | 1:06.806 | 1:07.086 | 1:09.027 | 1:07.451 | 1:06.402 | 1:06.138 | 1:06.880 | |
| | | 1:07.161 | 1:06.204 | | | | | | | | | |
| 1 | JPA | 1:14.758 | 1:10.071 | 1:09.132 | 1:08.213 | 1:08.063 | 1:08.846 | 1:07.977 | 1:07.849 | 1:09.120 | 1:07.662 | 1:08.022 |
| | | 1:08.436 | 1:08.071 | 1:04.303 | 2:01.057 | 1:09.360 | 1:09.923 | 1:08.324 | 1:07.848 | 1:07.816 | 1:07.316 | |
| | | 1:08.399 | 1:10.881 | 1:07.881 | 1:07.389 | 1:06.993 | 1:06.083 | 2:03.074 | 1:09.612 | 1:07.397 | 1:08.425 | |
| | | 1:07.862 | 1:08.436 | 1:06.869 | 1:07.537 | 1:07.733 | 1:06.818 | 1:07.602 | 1:08.606 | 1:04.697 | 1:57.252 | |
| | | 1:07.459 | 1:06.913 | 1:06.615 | 1:06.925 | 1:07.057 | 1:08.197 | 1:05.885 | 1:07.063 | 1:06.139 | 1:06.066 | |
| | | 1:06.177 | 1:07.333 | | | | | | | | | |
| 4 | TEAM QUESADA | 1:13.339 | 1:09.482 | 1:09.099 | 1:08.433 | 1:07.638 | 1:08.023 | 1:07.751 | 1:08.223 | 1:07.946 | 1:08.136 | 1:08.883 |
| | | 1:08.039 | 1:09.896 | 1:04.561 | 2:03.679 | 1:11.450 | 1:09.979 | 1:10.222 | 1:09.998 | 1:09.505 | 1:09.365 | |
| | | 1:09.346 | 1:08.936 | 1:09.346 | 1:09.350 | 1:04.878 | 2:00.051 | 1:08.117 | 1:07.795 | 1:07.137 | 1:07.680 | |
| | | 1:07.695 | 1:06.906 | 1:06.668 | 1:06.658 | 1:06.608 | 1:06.860 | 1:06.506 | 1:07.945 | 1:07.609 | 1:04.251 | |
| | | 1:58.477 | 1:08.553 | 1:09.264 | 1:10.041 | 1:09.983 | 1:09.609 | 1:12.379 | 1:09.773 | 1:11.015 | 1:10.071 | |
| | | 1:11.374 | | | | | | | | | | |
| 11 | OLV COMPÉTITION | 1:15.753 | 1:10.084 | 1:10.146 | 1:08.267 | 1:07.947 | 1:08.035 | 1:07.081 | 1:07.289 | 1:09.372 | 1:05.500 | 1:08.750 |
| | | 2:07.606 | 1:09.184 | 1:09.519 | 1:10.730 | 1:09.628 | 1:08.596 | 1:09.126 | 1:08.210 | 1:12.439 | 1:08.764 | |
| | | 1:09.218 | 1:04.371 | 2:00.621 | 1:08.064 | 1:08.133 | 1:07.473 | 1:07.038 | 1:07.374 | 1:08.683 | 1:07.535 | |
| | | 1:07.663 | 1:07.220 | 1:10.297 | 1:07.040 | 1:07.468 | 1:07.644 | 1:05.041 | 2:01.276 | 1:08.653 | 1:09.129 | |
| | | 1:08.734 | 1:09.099 | 1:07.846 | 1:09.080 | 1:09.447 | 1:09.098 | 1:07.995 | 1:09.054 | 1:08.129 | 1:08.582 | |
| | | 1:07.897 | | | | | | | | | | |
| 10 | CONFORT-RACE | 1:16.738 | 1:12.209 | 1:11.004 | 1:10.447 | 1:10.079 | 1:10.656 | 1:08.900 | 1:08.836 | 1:10.062 | 1:10.189 | 1:09.079 |
| | | 1:10.147 | 1:07.367 | 1:58.218 | 1:09.396 | 1:08.808 | 1:08.246 | 1:08.378 | 1:07.502 | 1:07.103 | 1:07.612 | |
| | | 1:08.347 | 1:06.922 | 1:06.761 | 1:06.838 | 1:07.631 | 1:05.526 | 2:10.060 | 1:11.309 | 1:10.337 | 1:11.283 | |
| | | 1:12.076 | 1:11.004 | 1:09.766 | 1:09.754 | 1:08.943 | 1:08.896 | 1:08.749 | 1:07.339 | 1:56.947 | 1:08.679 | |
| | | 1:07.696 | 1:09.321 | 1:07.410 | 1:08.115 | 1:06.980 | 1:08.002 | 1:07.555 | 1:06.805 | 1:09.168 | 1:06.980 | |
| | | 1:06.960 | | | | | | | | | | |
| 15 | LH RACING | 1:15.048 | 1:10.376 | 1:09.861 | 1:11.495 | 1:10.096 | 1:10.118 | 1:10.974 | 1:09.270 | 1:09.706 | 1:08.657 | 1:09.102 |
| | | 1:10.440 | 1:09.321 | 1:12.779 | 1:07.790 | 2:03.535 | 1:07.653 | 1:07.830 | 1:08.191 | 1:06.776 | 1:06.772 | |
| | | 1:06.368 | 1:12.846 | 1:09.917 | 1:06.608 | 1:06.826 | 1:07.072 | 1:05.425 | 1:59.929 | 1:11.210 | 1:11.618 | |
| | | 1:09.684 | 1:08.945 | 1:09.108 | 1:10.128 | 1:09.622 | 1:11.065 | 1:08.976 | 1:08.619 | 1:12.156 | 1:06.034 | |



L'ENDURANCE 2 TPS

resultats

| Kart | Equipe | 1 | 2 | 3 | 4 | 5 | 6 | 7 | 8 | 9 | 10 | Moy. |
|------|------------------|-----------------|-----------------|-----------------|-----------------|-----------------|-----------------|-----------------|-----------------|-----------------|-----------------|----------|
| | | 2:04.672 | 1:06.985 | 1:06.941 | 1:10.360 | 1:06.732 | 1:07.104 | 1:06.326 | 1:06.283 | 1:08.649 | 1:07.098 | |
| | | 1:07.009 | | | | | | | | | | |
| 7 | LES HENDRICK'S | 1:16.175 | 1:23.133 | 1:09.491 | 1:08.811 | 1:09.211 | 1:08.544 | 1:08.322 | 1:08.374 | 1:09.285 | 1:07.843 | 1:09.485 |
| | | 1:09.999 | 1:07.671 | 1:03.513 | 2:01.684 | 1:11.481 | 1:09.842 | 1:09.743 | 1:10.424 | 1:09.835 | 1:09.793 | |
| | | 1:09.675 | 1:11.008 | 1:09.320 | 1:10.921 | 1:10.053 | 1:06.522 | 2:04.819 | 1:10.699 | 1:07.784 | 1:07.167 | |
| | | 1:07.301 | 1:08.177 | 1:07.034 | 1:07.647 | 1:07.333 | 1:07.945 | 1:07.701 | 1:08.210 | 1:07.645 | 1:04.003 | |
| | | 1:58.938 | 1:09.356 | 1:09.328 | 1:10.432 | 1:09.347 | 1:09.305 | 1:08.918 | 1:09.761 | 1:08.668 | 1:08.847 | |
| | | 1:09.298 | | | | | | | | | | |
| 17 | INTERFLOOR | 1:16.667 | 1:12.968 | 1:10.900 | 1:10.402 | 1:10.092 | 1:09.745 | 1:09.559 | 1:10.941 | 1:10.281 | 1:11.002 | 1:09.618 |
| | | 1:09.104 | 2:02.039 | 1:09.592 | 1:08.390 | 1:08.252 | 1:07.882 | 1:08.862 | 1:08.842 | 1:09.147 | 1:09.193 | |
| | | 1:07.584 | 1:09.566 | 1:07.981 | 1:08.230 | 1:08.265 | 1:08.259 | 1:05.019 | 1:59.923 | 1:11.951 | 1:11.585 | |
| | | 1:16.227 | 1:11.730 | 1:11.173 | 1:10.638 | 1:06.965 | 1:59.854 | 1:09.053 | 1:07.664 | 1:09.545 | 1:07.637 | |
| | | 1:07.337 | 1:07.378 | 1:11.278 | 1:10.580 | 1:08.662 | 1:08.098 | 1:07.926 | 1:07.555 | 1:08.919 | 1:07.233 | |
| | | 1:08.078 | | | | | | | | | | |
| 5 | PÈRE ET FILS | 1:14.689 | 1:10.189 | 1:10.771 | 1:09.837 | 1:08.327 | 1:08.163 | 1:07.257 | 1:07.465 | 1:07.822 | 1:07.541 | 1:09.365 |
| | | 1:08.399 | 1:07.635 | 1:07.755 | 1:05.018 | 2:15.260 | 1:11.400 | 1:11.009 | 1:11.321 | 1:10.819 | 1:09.586 | |
| | | 1:09.157 | 1:13.282 | 1:10.015 | 1:09.437 | 1:07.776 | 2:06.055 | 1:07.746 | 1:07.768 | 1:06.851 | 1:07.419 | |
| | | 1:07.967 | 1:08.394 | 1:08.526 | 1:07.375 | 1:06.853 | 1:07.437 | 1:08.277 | 1:07.465 | 1:04.650 | 2:07.456 | |
| | | 1:09.526 | 1:10.307 | 1:09.791 | 1:13.037 | 1:08.953 | 1:08.428 | 1:19.302 | 1:09.596 | 1:09.119 | 1:10.077 | |
| 2 | THOMAS ET JUSTIN | 1:16.421 | 1:11.518 | 1:10.247 | 1:09.792 | 1:09.028 | 1:08.187 | 1:09.948 | 1:08.392 | 1:07.994 | 1:08.257 | 1:10.536 |
| | | 1:07.913 | 1:07.949 | 1:04.921 | 2:06.018 | 1:13.047 | 1:11.473 | 1:11.693 | 1:11.700 | 1:10.555 | 1:11.798 | |
| | | 1:12.126 | 1:14.140 | 1:12.311 | 1:11.721 | 1:09.083 | 2:01.845 | 1:07.736 | 1:07.439 | 1:08.431 | 1:07.820 | |
| | | 1:07.680 | 1:07.797 | 1:07.838 | 1:07.822 | 1:07.344 | 1:07.327 | 1:04.319 | 2:04.081 | 1:12.079 | 1:10.964 | |
| | | 1:10.641 | 1:11.204 | 1:18.831 | 1:22.989 | 1:10.547 | 1:10.121 | 1:10.694 | 1:10.982 | 1:10.644 | 1:10.461 | |
| 14 | RENATEO | 1:18.470 | 1:17.520 | 1:10.607 | 1:08.209 | 1:08.203 | 1:08.287 | 1:08.067 | 1:07.136 | 1:08.534 | 1:07.510 | 1:10.760 |
| | | 1:07.605 | 1:06.767 | 1:07.503 | 1:06.365 | 2:07.838 | 1:07.819 | 1:07.835 | 1:07.377 | 1:07.806 | 1:07.105 | |
| | | 1:09.086 | 1:07.637 | 1:07.451 | 1:07.973 | 1:05.165 | 2:01.694 | 1:08.918 | 1:09.292 | 1:09.090 | 1:18.443 | |
| | | 1:21.414 | 1:11.245 | 1:09.128 | 1:10.257 | 1:09.914 | 1:08.406 | 1:05.767 | 1:58.804 | 1:08.711 | 1:08.456 | |
| | | 1:14.395 | 1:09.133 | 1:09.040 | 1:11.551 | 1:09.977 | 1:09.913 | 1:52.674 | 1:11.807 | 1:08.476 | 1:08.706 | |