

WINTER CUP

resultats


LIBRES

24/02/2024 - 09:15

Cl	Kart	Pilote	Ecart	Meilleur Tour	Tours
1	21	MATHIS		1:19.637	9
2	18	ZEFIX CLAUDE	0.786	1:20.423	9
3	6	DEDE	0.882	1:20.519	9
4	7	OLIVIER	1.649	1:21.286	9
5	16	DUFOUR PECOUT NOLAN	2.269	1:21.906	9
6	9	LEWIS	2.383	1:22.020	9
7	17	CLOUET THIBAUT	2.572	1:22.209	8
8	19	LUDWIG	2.679	1:22.316	9
9	1	S.MANHAVE	2.994	1:22.631	9
10	12	PTILOT	3.158	1:22.795	9
11	10	PAULV27	3.924	1:23.561	8
12	3	SAMY	5.488	1:25.125	8
13	14	SEVEN	5.653	1:25.290	9
14	15	GARATECO	6.134	1:25.771	8
15	2	JEROEN	6.352	1:25.989	8
16	4	HUGO	7.275	1:26.912	8
17	5	MILAN	8.572	1:28.209	8
18	20	KLVA	9.977	1:29.614	8

Historique des temps

Kart	Pilote	1	2	3	4	5	6	7	8	9	10	Moy.
21	MATHIS	-	1:21.991	1:21.352	1:20.893	1:20.490	1:20.180	1:19.754	1:19.905	1:19.637		1:20.525
18	ZEFIX CLAUDE	-	1:26.953	1:23.777	1:26.439	1:22.885	1:26.391	1:22.021	1:21.453	1:20.423		1:23.792
6	DEDE	-	1:26.035	1:25.626	1:24.826	1:23.952	1:21.843	1:21.590	1:21.102	1:20.519		1:23.186
7	OLIVIER	-	1:24.749	1:24.030	1:22.445	1:22.127	1:22.080	1:21.599	1:21.286	1:21.637		1:22.494
16	DUFOUR PECOUT NOLAN	-	1:26.169	1:26.410	1:24.000	1:22.912	1:22.657	1:22.307	1:23.584	1:21.906		1:23.743
9	LEWIS	-	1:25.845	1:25.060	1:23.782	1:22.829	1:23.607	1:22.341	1:22.020	1:22.159		1:23.455
17	CLOUET THIBAUT	-	1:28.089	1:27.385	1:24.542	1:25.010	1:23.220	1:22.297	1:22.209			1:24.678
19	LUDWIG	-	1:28.919	1:26.249	1:25.035	1:24.484	1:24.632	1:23.677	1:23.034	1:22.316		1:24.793
1	S.MANHAVE	-	1:28.492	1:26.621	1:23.573	1:23.042	1:23.738	1:22.884	1:23.620	1:22.631		1:24.325
12	PTILOT	-	1:29.761	1:27.092	1:24.466	1:23.446	1:22.962	1:22.795	1:25.216	1:23.871		1:24.951
10	PAULV27	-	1:28.971	1:27.610	1:25.472	1:24.487	1:23.630	1:23.561	1:32.079			1:26.544
3	SAMY	-	1:32.734	1:28.888	1:27.190	1:26.211	1:26.053	1:25.564	1:25.125			1:27.395
14	SEVEN	-	1:27.165	1:26.284	1:26.541	1:25.290	1:26.786	1:25.572	1:26.510	1:27.155		1:26.412
15	GARATECO	-	1:31.254	1:31.436	1:28.156	1:28.649	1:26.635	1:25.771	1:28.382			1:28.611
2	JEROEN	-	1:30.523	1:29.916	1:26.964	1:26.235	1:26.155	1:25.989	1:27.776			1:27.651
4	HUGO	-	1:35.788	1:29.680	1:32.720	1:26.992	1:26.912	1:27.002	1:27.732			1:29.546
5	MILAN	-	1:32.977	1:29.757	1:28.446	1:37.280	1:29.384	1:29.140	1:28.209			1:30.741
20	KLVA	-	1:37.253	1:41.853	1:32.307	1:34.368	1:34.131	1:31.004	1:29.614			1:34.361



WINTER CUP

resultats


CHRONOS

24/02/2024 - 09:50

Clt	Kart	Pilote	Ecart	Meilleur Tour	Tours
1	8	DEDE		1:12.466	9
2	21	MATHIS	0.170	1:12.636	10
3	18	ZEFIX CLAUDE	2.044	1:14.510	9
4	12	PTILOT	2.712	1:15.178	9
5	7	OLIVIER	2.984	1:15.450	9
6	16	DUFOUR PECOUT NOLAN	3.015	1:15.481	9
7	17	CLOUET THIBAUT	3.404	1:15.870	9
8	1	S.MANHAVE	3.609	1:16.075	9
9	10	PAULV27	4.011	1:16.477	9
10	9	LEWIS	4.141	1:16.607	9
11	3	SAMY	5.050	1:17.516	9
12	11	SEVEN	5.158	1:17.624	9
13	19	LUDWIG	5.256	1:17.722	9
14	15	GARATECO	6.979	1:19.445	9
15	2	JEROEN	7.388	1:19.854	9
16	4	HUGO	7.647	1:20.113	9
17	20	KLVA	10.376	1:22.842	8
18	5	MILAN	10.638	1:23.104	9

Historique des temps

Kart	Pilote	1	2	3	4	5	6	7	8	9	10	Moy.
8	DEDE	-	1:19.234	1:18.329	1:17.351	1:16.171	1:15.562	1:14.724	1:13.782	1:12.466		1:15.952
21	MATHIS	-	1:18.957	1:16.831	1:16.003	1:14.757	1:14.513	1:14.344	1:15.923	1:12.636	1:13.110	1:15.230
18	ZEFIX CLAUDE	-	1:20.939	1:21.190	1:18.864	1:17.513	1:17.268	1:16.210	1:15.525	1:14.510		1:17.752
12	PTILOT	-	1:20.589	1:20.210	1:18.878	1:19.264	1:18.020	1:16.761	1:16.345	1:15.178		1:18.155
7	OLIVIER	-	1:20.124	1:18.708	1:18.827	1:17.580	1:17.310	1:16.719	1:15.650	1:15.450		1:17.546
16	DUFOUR PECOUT NOLAN	-	1:20.303	1:23.058	1:20.444	1:17.960	1:18.362	1:16.493	1:16.445	1:15.481		1:18.568
17	CLOUET THIBAUT	-	1:21.119	1:21.704	1:18.439	1:17.917	1:17.628	1:15.925	1:15.870	1:16.035		1:18.079
1	S.MANHAVE	-	1:20.154	1:20.929	1:18.612	1:17.750	1:04.648	1:19.666	1:16.175	1:16.075		1:18.480
10	PAULV27	-	1:22.020	1:20.621	1:19.513	1:18.847	1:18.414	1:18.006	1:16.477	1:17.171		1:18.883
9	LEWIS	-	1:22.723	1:22.480	1:19.825	1:18.773	1:17.946	1:16.607	1:17.185	1:16.655		1:19.024
3	SAMY	-	1:24.017	1:22.362	1:21.988	1:21.265	1:20.716	1:19.095	1:19.935	1:17.516		1:20.861
11	SEVEN	-	1:20.628	1:19.738	1:19.880	1:17.624	1:18.275	1:26.575	1:18.065	1:20.109		1:20.111
19	LUDWIG	-	1:22.259	1:20.615	1:18.858	1:17.722	1:18.221	1:22.272	1:18.062	1:23.922		1:20.241
15	GARATECO	-	1:23.833	1:21.464	1:22.107	1:20.684	1:20.044	1:19.445	1:31.740	1:24.840		1:23.019
2	JEROEN	-	1:23.944	1:25.359	1:22.384	1:20.115	1:19.854	1:26.340	1:20.459	1:21.214		1:22.458
4	HUGO	-	1:24.533	1:24.053	1:22.502	1:20.113	1:22.358	1:21.782	1:21.900	1:22.521		1:22.470
20	KLVA	-	1:27.061	1:26.225	1:24.090	1:23.472	1:22.842	1:24.229	1:23.132			1:24.435
5	MILAN	-	1:28.171	1:25.671	1:25.394	1:24.983	1:23.951	1:23.104	1:23.581	1:23.594		1:24.806



WINTER CUP

resultats


COURSE

24/02/2024 - 10:23

Clt	Kart	Pilote	Tours	Ecart	Interv.	Meilleur Tour	km/h
1	8	DEDE	14			1:06.149	63.33
2	21	MATHIS	14	3.547	3.547	1:06.574	63.09
3	7	OLIVIER	14	32.456	28.909	1:07.014	61.24
4	18	ZEFIX CLAUDE	14	35.093	2.637	1:07.439	61.08
5	12	PTILOT	14	35.351	0.258	1:07.086	61.07
6	17	CLOUET THIBAULT	14	37.287	1.936	1:07.733	60.95
7	1	S.MANHAVE	14	38.152	0.865	1:08.713	60.89
8	9	LEWIS	14	39.263	1.111	1:07.745	60.83
9	16	DUFOUR PECOUT NOLAN	14	42.050	2.787	1:07.875	60.66
10	11	SEVEN	14	55.556	13.506	1:08.354	59.84
11	2	JEROEN	14	58.061	2.505	1:09.501	59.70
12	10	PAULV27	14	58.199	0.138	1:08.402	59.69
13	3	SAMY	14	1:02.303	4.104	1:09.013	59.45
14	15	GARATECO	13	1 Tour	1 Tour	1:10.359	58.53
15	4	HUGO	13	1 Tour	3.695	1:09.517	58.31
16	19	LUDWIG	13	1 Tour	31.990	1:08.332	56.43
17	20	KLVA	13	1 Tour	23.034	1:13.452	55.15
18	5	MILAN	13	1 Tour	4.872	1:14.696	54.89

Historique des temps

Kart	Pilote	1	2	3	4	5	6	7	8	9	10	Moy.
8	DEDE	1:13.258	1:11.013	1:09.094	1:09.240	1:08.252	1:07.541	1:09.186	1:07.012	1:07.607	1:06.925	1:08.218
		1:06.717	1:06.672	1:06.149	1:06.392							
21	MATHIS	1:13.153	1:11.093	1:09.402	1:08.348	1:08.004	1:08.035	1:08.154	1:07.696	1:09.038	1:06.812	1:08.453
		1:06.574	1:07.769	1:07.033	1:07.231							
7	OLIVIER	1:17.811	1:15.602	1:13.322	1:11.172	1:11.050	1:09.817	1:09.484	1:10.118	1:08.500	1:09.000	1:10.484
		1:08.445	1:08.223	1:07.230	1:07.014							
18	ZEFIX CLAUDE	1:18.023	1:14.449	1:12.363	1:11.817	1:10.201	1:11.038	1:09.656	1:08.166	1:08.878	1:09.399	1:10.705
		1:08.421	1:11.675	1:07.439	1:08.357							
12	PTILOT	1:17.886	1:15.257	1:11.633	1:11.748	1:10.474	1:09.418	1:09.265	1:09.227	1:08.548	1:09.130	1:10.694
		1:08.881	1:12.576	1:07.086	1:08.598							
17	CLOUET THIBAULT	1:19.104	1:14.346	1:13.977	1:11.158	1:10.535	1:09.623	1:09.444	1:11.988	1:08.043	1:09.758	1:10.815
		1:07.733	1:08.784	1:08.726	1:08.199							
1	S.MANHAVE	1:18.539	1:15.095	1:13.140	1:10.611	1:10.649	1:09.092	1:09.789	1:09.170	1:09.221	1:10.690	1:10.853
		1:08.713	1:09.066	1:09.118	1:09.056							
9	LEWIS	1:18.327	1:16.089	1:13.458	1:10.870	1:10.517	1:09.375	1:09.472	1:10.187	1:08.727	1:10.144	1:10.910
		1:07.745	1:10.014	1:09.881	1:07.939							
16	DUFOUR PECOUT N	1:18.255	1:16.027	1:13.110	1:14.794	1:09.917	1:09.221	1:08.904	1:09.460	1:08.977	1:09.531	1:11.161
		1:09.810	1:07.875	1:12.087	1:08.297							
11	SEVEN	1:18.896	1:19.938	1:13.819	1:12.795	1:15.324	1:12.170	1:11.430	1:09.421	1:09.666	1:09.179	1:12.053
		1:08.942	1:08.354	1:10.224	1:08.592							
2	JEROEN	1:20.552	1:15.100	1:13.251	1:12.453	1:11.676	1:11.383	1:11.530	1:11.198	1:10.433	1:10.787	1:12.168
		1:09.501	1:10.247	1:12.173	1:10.071							
10	PAULV27	1:21.351	1:19.510	1:12.809	1:12.857	1:14.328	1:12.154	1:13.378	1:10.199	1:09.701	1:10.654	1:12.286
		1:09.545	1:08.613	1:08.515	1:08.402							
3	SAMY	1:19.370	1:18.602	1:14.392	1:12.933	1:14.650	1:11.424	1:13.878	1:09.972	1:10.301	1:11.617	1:12.531
		1:10.384	1:09.581	1:09.329	1:09.013							
15	GARATECO	1:26.897	1:15.066	1:14.940	1:14.104	1:12.949	1:10.359	1:11.688	1:11.246	1:13.328	1:11.042	1:13.621



WINTER CUP

resultats

Kart	Pilote	1	2	3	4	5	6	7	8	9	10	Moy.
		1:10.726	1:11.057	1:13.679								
4	HUGO	1:22.592	1:16.826	1:15.987	1:16.023	1:14.593	1:14.521	1:13.286	1:13.243	1:10.917	1:10.214	1:13.850
		1:12.414	1:09.929	1:09.517								
19	LUDWIG	1:19.636	1:14.685	2:12.727	1:13.678	1:12.516	1:10.108	1:10.265	1:10.141	1:13.287	1:10.020	1:16.370
		1:08.930	1:08.496	1:08.332								
20	KLVA	1:42.008	1:20.457	1:18.716	1:17.078	1:19.464	1:14.231	1:14.538	1:15.861	1:16.544	1:14.075	1:18.048
		1:13.932	1:13.452	1:14.274								
5	MILAN	1:23.373	1:19.967	1:17.760	1:17.225	1:19.579	1:17.403	1:18.465	1:16.641	1:15.349	1:23.142	1:18.414
		1:19.501	1:16.281	1:14.696								