



## 24h 2023 - Essais Libres - 390

23/09/2023 - 10:01

Clt	Kart	Equipe	Meilleur Tour	Ecart	Tours	km/h	Clt	Kart	Equipe	Meilleur Tour	Ecart	Tours	km/h
1	50	MATHILDE ONCOLOGI	1:11.701		22	60.25	21	45	FERME DES BUSPIN	1:14.780	3.079	19	57.77
2	29	TEAM BMW HORIZON	1:11.752	0.051	21	60.21	22	28	SAIPOL	1:14.810	3.109	18	57.75
3	31	TEAM HAVANA	1:11.946	0.245	21	60.05	23	35	LES JARDUDIM'S	1:15.055	3.354	19	57.56
4	43	EMSL	1:12.005	0.304	22	60.00	24	40	ARLANXEO	1:15.156	3.455	20	57.48
5	18	MPI 1	1:12.359	0.658	21	59.70	25	27	FLOCONS D'OR	1:15.196	3.495	19	57.45
6	49	INAZUMA	1:12.404	0.703	20	59.67	26	44	LZ TEAM	1:15.636	3.935	19	57.12
7	41	GARKA RACING	1:12.874	1.173	22	59.28	27	17	MPI 2	1:15.641	3.940	17	57.11
8	22	RASTA RACLETTE	1:12.937	1.236	20	59.23	28	36	NOOPY TEAM	1:16.064	4.363	17	56.79
9	30	LES LAITIERES	1:13.105	1.404	20	59.09	29	32	MATHILDE MATERN	1:16.276	4.575	18	56.64
10	38	TEAM T.G.R	1:13.186	1.485	22	59.03	30	42	SOJEP	1:17.608	5.907	17	55.66
11	24	TEAM QUESADA	1:13.258	1.557	20	58.97	31	33	ROIS DE LA GLISSE	1:27.040	15.339	15	49.63
12	4	ZIG ZAG 2	1:13.364	1.663	20	58.88	32						
13	48	BIMOPSI	1:13.533	1.832	21	58.75	33						
14	25	FC RACLETTE	1:13.630	1.929	17	58.67	34						
15	37	KARTOUCHE KLUB	1:13.653	1.952	23	58.65	35						
16	21	ZIG ZAG 1	1:13.972	2.271	18	58.40	36						
17	23	TEAM VODKA REDE	1:14.026	2.325	15	58.36	37						
18	47	DRINK TEAM	1:14.388	2.687	18	58.07	38						
19	46	GOBBA RACING	1:14.408	2.707	19	58.06	39						
20	26	FFB JEUNES DIRIGE	1:14.622	2.921	19	57.89	40						

### Historique des temps

Kart	Equipe	1	2	3	4	5	6	7	8	9	Moy.
50	MATHILDE ONCOLOGI	-	1:32.224	1:17.806	1:16.251	1:17.028	1:15.651	1:14.940	1:13.589	1:12.823	1:16.272
		1:25.705	2:56.424	1:16.912	1:15.122	1:15.356	1:14.993	1:14.625	1:18.712	1:16.080	
		1:16.594	2:46.548	1:11.701	1:12.820						
29	TEAM BMW HORIZON	-	1:21.230	1:17.236	1:15.845	1:17.120	1:15.297	1:13.030	1:35.079	2:56.294	1:14.836
		1:16.608	1:13.919	1:13.080	1:12.914	1:19.217	2:38.641	1:13.225	1:16.001	1:13.297	


MEILLEURS TEMPS - 390

Record de la piste : MATHIS - 1:09.161


Jour : MATHILDE ONCOLOGIE R - 1:11.701

Semaine : ENZO - 1:10.428

Mois : MATHIS - 1:09.223



Kart	Equipe	1	2	3	4	5	6	7	8	9	Moy.
		1:11.997	<b>1:11.752</b>	<b>Z</b> :10.820							
31	TEAM HAVANA	-	<b>Z</b> :14.919	2:48.220	1:14.561	1:15.038	1:13.963	1:13.718	1:14.593	<b>Z</b> :13.607	1:13.534
		4:02.493	1:12.615	1:12.908	1:12.867	<b>1:11.946</b>	1:13.338	1:12.735	1:15.305	1:12.566	
		1:12.778	1:14.346	1:13.272							
43	EMSL	-	1:31.866	1:17.999	1:16.338	1:14.510	1:13.253	1:13.622	1:14.534	<b>Z</b> :22.375	1:14.715
		2:50.231	1:13.497	1:13.542	1:13.091	<b>1:12.005</b>	1:12.195	1:12.692	<b>Z</b> :14.963	2:29.061	
		1:13.053	1:13.180	1:12.295	1:12.485						
18	MPI 1	-	54.638	1:27.196	1:19.226	1:16.954	<b>Z</b> :15.057	2:18.346	1:14.446	1:14.527	1:15.566
		1:13.497	1:12.715	<b>Z</b> :24.658	2:26.762	1:13.686	<b>1:12.359</b>	1:13.909	1:14.255	<b>Z</b> :27.231	
		2:49.328	1:15.037	1:14.552							
49	INAZUMA	-	1:39.775	1:26.487	1:18.219	1:14.542	1:13.988	<b>Z</b> :36.681	2:43.731	1:12.420	1:17.463
		1:23.231	<b>1:12.404</b>	<b>Z</b> :14.330	2:40.755	1:13.728	1:13.252	1:12.494	<b>Z</b> :31.271	2:36.467	
		1:13.591	1:12.900								
41	GARKA RACING	-	1:41.167	1:17.783	1:17.137	1:16.392	1:13.670	1:14.627	<b>1:12.874</b>	1:13.825	1:16.346
		<b>Z</b> :24.350	3:10.661	1:14.355	1:13.775	1:15.464	1:14.409	1:14.438	1:15.381	<b>Z</b> :14.702	
		2:43.287	1:15.864	1:13.469	1:13.261						
22	RASTA RACLETTE	-	1:24.315	1:20.532	1:18.346	1:18.378	<b>Z</b> :42.218	3:01.672	1:16.760	1:14.914	1:17.110
		<b>Z</b> :12.383	2:56.847	1:14.983	1:13.840	1:14.140	1:13.475	1:23.841	1:16.641	1:16.442	
		<b>1:12.937</b>	<b>Z</b> :27.612								
30	LES LAITIERES	-	1:21.114	1:18.234	1:15.493	1:14.721	1:14.207	1:14.567	1:14.741	<b>Z</b> :35.413	1:15.298
		3:02.948	1:13.375	1:13.409	1:13.688	1:13.169	<b>1:13.105</b>	<b>Z</b> :15.016	2:50.008	1:17.575	
		1:16.785	<b>Z</b> :31.615								
38	TEAM T.G.R	-	1:47.771	1:17.929	1:18.043	1:19.254	1:17.922	1:16.052	1:14.575	<b>Z</b> :28.724	1:17.518
		2:33.523	1:15.180	1:14.405	1:15.571	1:14.588	<b>Z</b> :10.799	2:32.959	1:14.004	1:13.543	
		1:14.465	1:13.810	<b>1:13.186</b>	<b>Z</b> :20.324						
24	TEAM QUESADA	-	1:27.657	1:22.446	1:21.057	1:19.482	1:19.828	<b>Z</b> :20.789	3:09.402	1:15.583	1:17.905
		1:14.488	1:22.539	1:14.215	1:13.492	<b>Z</b> :23.692	2:40.796	1:20.314	1:15.193	1:14.719	
		1:14.313	<b>1:13.258</b>								



Kart	Equipe	1	2	3	4	5	6	7	8	9	Moy.
4	ZIG ZAG 2	-	1:22.640	1:25.906	1:17.741	1:14.847	1:13.965	1:16.868	1:19.816	Z:44.181	1:16.945
		3:07.360	1:14.754	1:13.364	1:13.784	1:14.768	Z:18.628	3:28.667	1:15.840	1:15.261	
		1:19.167	1:15.464								
48	BIMOPSI	-	1:41.241	1:27.647	1:20.475	1:17.358	1:14.850	1:15.551	Z:39.471	3:03.860	1:18.700
		1:14.098	1:16.260	1:14.048	1:15.379	1:13.533	Z:14.468	46.130	1:13.960	Z:23.124	
		1:10.511	Z:16.367	Z:37.552							
25	FC RACLETTE	-	1:22.122	Z:26.928	3:18.334	1:14.204	Z:26.857	3:19.524	1:15.974	1:15.255	1:16.382
		Z:23.888	3:24.793	1:13.630	1:16.371	1:19.000	1:14.504	Z:17.759	2:31.961		
37	KARTOUCHE KLUB	-	Z:45.195	51.616	1:17.554	1:15.650	1:15.160	1:14.324	1:14.953	1:14.296	1:15.491
		1:13.984	Z:12.948	3:34.751	1:14.315	1:17.484	1:14.755	1:16.377	1:15.489	1:13.653	
		1:16.578	1:14.837	1:16.716	1:17.227	Z:17.966					
21	ZIG ZAG 1	-	1:22.528	1:22.198	Z:21.813	3:46.630	1:19.676	1:17.589	Z:24.967	4:04.442	1:17.849
		1:16.251	1:15.251	1:15.612	1:14.479	1:13.972	1:24.700	1:17.213	1:14.722	Z:38.355	
23	TEAM VODKA REDBUI	-	1:22.758	Z:19.621	3:27.243	1:15.719	Z:38.018	3:15.690	1:15.029	Z:29.344	1:16.883
		3:13.926	1:14.026	Z:16.661	3:17.499	Z:20.873	2:53.544				
47	DRINK TEAM	-	1:41.615	1:26.740	1:20.497	Z:19.149	3:10.361	1:20.265	Z:24.776	2:48.442	1:21.035
		1:14.388	Z:16.143	2:46.211	1:15.134	Z:15.339	2:48.693	1:17.378	1:17.808	1:15.495	
46	GOBBA RACING	-	Z:38.177	2:52.974	1:22.881	1:20.113	1:18.667	1:18.166	Z:41.127	3:26.865	1:17.534
		1:15.709	1:16.154	1:14.856	1:14.535	1:14.408	1:15.342	1:24.671	1:14.912	Z:21.134	
		3:27.143									
26	FFB JEUNES DIRIGEA	-	1:21.882	1:19.127	1:16.806	1:14.892	Z:48.695	2:55.237	1:16.585	1:14.924	1:16.272
		1:14.701	1:14.770	Z:20.843	2:29.732	1:15.829	1:15.833	1:15.300	Z:19.361	2:56.900	
		1:14.622									
45	FERME DES BUSPINS	-	1:35.994	1:19.423	1:18.477	1:17.743	1:15.696	1:16.626	1:15.108	Z:43.773	1:18.314
		2:53.549	1:16.346	1:15.696	Z:23.104	2:43.866	1:14.780	1:16.578	Z:32.365	2:57.062	
		1:17.310									
28	SAIPOL	-	1:23.235	1:18.397	Z:20.396	3:08.510	1:16.435	1:16.341	1:16.831	Z:12.921	1:17.321
		3:16.039	1:14.810	Z:14.069	2:38.286	1:16.391	Z:32.665	2:29.643	1:16.128	Z:20.581	

MEILLEURS TEMPS - 390

Record de la piste : MATHIS - 1:09.161

Jour : MATHILDE ONCOLOGIE R - 1:11.701


Semaine : ENZO - 1:10.428

Mois : MATHIS - 1:09.223

Circuit de l'Europe - Piste Karting sens normal

Page 3 / 4

27/09/2023 - Apex Timing GoKarts 4.41.20



Kart	Equipe	1	2	3	4	5	6	7	8	9	Moy.
35	LES JARDUDIM'S	-	1:47.949	1:19.113	1:20.440	1:20.161	1:18.322	1:17.534	1:16.806	3:24.824	1:20.459
		1:19.729	1:15.762	1:17.574	1:33.326	2:55.152	1:18.573	1:16.979	2:42.471	1:15.302	
		<b>1:15.055</b>									
40	ARLANXEO	-	1:42.491	1:19.445	1:18.850	1:18.921	1:18.599	1:15.691	1:15.156	1:36.024	1:19.739
		2:44.329	1:20.104	1:18.848	1:18.615	1:16.832	1:20.592	3:29.431	1:18.228	1:16.789	
		1:17.778	1:23.116								
27	FLOCONS D'OR	-	1:22.847	1:18.253	1:17.898	1:15.196	1:16.712	1:18.649	2:46.316	1:16.312	1:20.118
		1:17.856	1:15.717	1:15.985	1:22.152	2:57.009	1:29.258	1:32.028	1:23.060	1:20.418	
		1:32.211									
44	LZ TEAM	-	1:45.633	1:29.720	1:25.281	1:26.347	1:24.015	1:29.715	2:57.739	1:17.329	1:23.428
		<b>1:15.636</b>	1:16.562	1:17.450	1:18.020	1:19.944	2:50.959	1:25.331	1:19.816	1:25.932	
		2:31.400									
17	MPI 2	-	1:36.133	1:33.993	1:33.468	1:44.933	3:16.482	1:18.352	1:19.024	1:18.188	1:23.306
		1:14.476	2:37.129	1:16.559	1:15.641	1:17.398	2:54.937	1:18.398	1:17.448		
36	NOOPY TEAM	-	1:49.254	1:21.042	1:17.865	1:23.702	3:27.196	1:34.262	3:27.238	1:26.149	1:23.575
		1:22.359	1:34.428	3:06.481	1:19.754	1:35.470	2:55.913	1:16.119	1:16.064		
32	MATHILDE MATERNITI	-	1:40.370	1:29.946	1:23.630	1:40.697	3:17.430	1:19.506	1:19.831	1:25.362	1:22.737
		1:33.585	1:22.706	1:19.567	1:19.405	1:19.924	1:39.944	3:22.064	1:18.946	1:16.276	
42	SOJEP	-	5:17.455	1:22.609	1:18.222	1:23.922	1:19.843	1:55.390	1:21.527	1:23.806	1:50.876
		1:23.621	3:29.010	1:20.322	1:17.677	1:19.760	1:18.046	1:17.608	1:30.885		
33	ROIS DE LA GLISSE	-	2:06.411	1:45.682	1:36.741	1:27.040	1:51.707	4:23.269	1:29.763	1:28.762	1:37.992
		1:31.549	1:24.992	3:20.278	1:18.173	3:23.470	1:38.878				