

## 24 HEURES - Q1 LIBRES - 390

16/09/2023 - 10:00

Clt	Kart	Equipe	Meilleur Tour	Ecart	Tours	km/h	Clt	Kart	Equipe	Meilleur Tour	Ecart	Tours	km/h
1	27	ARNAGE	1:11.064		23	60.79	16	10	CAPFINANCES 1	1:12.100	1.036	22	59.92
2	8	NEW TEAM	1:11.177	0.113	19	60.69	17	7	ORKA LION	1:12.258	1.194	21	59.79
3	6	TEAM MARC 76	1:11.276	0.212	19	60.61	18	28	SPRINT KART	1:12.390	1.326	22	59.68
4	4	ERK TEAM	1:11.283	0.219	22	60.60	19	17	TEAM SVI	1:12.453	1.389	22	59.62
5	3	ORKA RACING	1:11.294	0.230	21	60.59	20	12	TEAM KART HEROE	1:12.609	1.545	21	59.50
6	25	POPEYE RACING TE	1:11.428	0.364	21	60.48	21	20	ESME RACING TEAM	1:12.647	1.583	18	59.47
7	9	BROUETTE TEAM	1:11.431	0.367	23	60.48	22	21	TEAM DRIVER GAR	1:12.656	1.592	22	59.46
8	5	CAEN VERANDAS	1:11.632	0.568	17	60.31	23	30	AS FLEXI	1:12.719	1.655	22	59.41
9	26	INFINY TEAM	1:11.654	0.590	23	60.29	24	22	STRATEGIE	1:13.119	2.055	22	59.08
10	19	POUET POUET 5.0	1:11.750	0.686	21	60.21	25	16	ESR CTA 2	1:13.412	2.348	22	58.85
11	14	GET 51	1:11.893	0.829	20	60.09	26	15	BRICORAMA FUNBF	1:13.965	2.901	20	58.41
12	2	TEAM HALL FLEURS	1:11.956	0.892	21	60.04	27	35	ORKA COOL	1:14.242	3.178	19	58.19
13	31	CAPFINANCES 2	1:11.971	0.907	20	60.02	28	23	DIX DE DER	1:14.278	3.214	19	58.16
14	36	TEAM DRIVER FILL	1:11.990	0.926	22	60.01	29	18	QUINN KART	1:14.284	3.220	18	58.16
15	33	ESR CTA 1	1:12.084	1.020	21	59.93	30	24	FLORNOY FERRI	1:15.509	4.445	22	57.21

### Historique des temps

Kart	Equipe	1	2	3	4	5	6	7	8	9	Moy.
27	ARNAGE	-	1:20.639	1:13.233	1:13.092	1:12.882	1:13.252	2:30.604	1:11.246	1:11.307	1:12.285
		1:11.298	1:11.924	1:11.147	1:11.148	1:11.272	1:11.112	1:16.855	2:24.743	1:12.511	
		1:12.456	1:11.556	1:11.457	1:11.064	1:11.796					
8	NEW TEAM	-	4:15.262	1:12.005	1:13.682	1:11.966	1:11.211	3:45.645	1:13.717	1:11.177	1:40.016
		1:11.658	1:11.207	3:54.097	1:12.993	1:12.622	1:14.021	1:12.391	1:12.266	1:12.258	
		1:12.121									
6	TEAM MARC 76	-	2:32.143	1:11.894	1:12.594	1:11.585	1:11.276	1:13.372	2:41.621	1:17.180	1:14.223
		1:15.815	1:15.204	1:14.986	1:22.740	2:42.571	1:15.023	1:14.810	1:16.086	1:15.832	
		2:50.768									
4	ERK TEAM	-	3:07.357	1:12.170	1:13.142	1:11.841	1:12.283	1:11.901	1:11.589	1:12.789	1:11.915


MEILLEURS TEMPS - 390

Record de la piste : MATHIS - 1:09.161

Jour : ARNAGE - 1:11.064

Semaine : MATHIS - 1:09.223

Mois : MATHIS - 1:09.223



Kart	Equipe	1	2	3	4	5	6	7	8	9	Moy.
		1:11.685	<b>1:11.283</b>	1:11.396	<b>Z:05.888</b>	2:29.124	1:12.018	1:11.556	1:12.158	1:11.754	
		1:12.268	1:11.540	1:11.631	1:11.477						
3	ORKA RACING	-	1:14.995	1:13.298	1:13.091	1:12.300	1:12.223	1:11.783	<b>Z:46.326</b>	3:00.656	1:12.339
		1:12.857	1:12.265	1:12.381	1:11.941	1:11.681	<b>Z:23.209</b>	3:02.105	1:11.998	1:11.997	
		<b>1:11.294</b>	1:11.645	1:11.685							
25	POPEYE RACING TEAI	-	1:21.102	1:15.920	1:14.034	1:13.276	1:13.124	1:12.946	1:12.924	<b>Z:19.124</b>	1:13.254
		2:56.200	1:12.488	1:12.046	1:11.800	1:12.123	<b>1:11.428</b>	1:12.126	1:11.872	1:11.610	
		<b>Z:15.439</b>	<b>Z:31.553</b>	2:33.207							
9	BROUETTE TEAM	-	1:17.711	1:14.511	1:12.681	1:12.365	1:11.980	1:11.941	1:11.793	<b>1:11.431</b>	1:12.659
		<b>Z:07.001</b>	2:33.029	1:12.972	1:12.080	1:12.666	1:12.142	1:11.798	1:12.537	1:11.888	
		1:11.534	<b>Z:09.869</b>	2:43.357	1:11.799	1:14.047					
5	CAEN VERANDAS	-	1:17.647	1:14.743	1:13.833	<b>Z:26.530</b>	5:10.313	1:13.039	1:11.925	1:11.930	1:13.093
		<b>1:11.632</b>	<b>Z:09.159</b>	3:25.968	1:12.530	1:11.941	1:11.712	<b>Z:10.879</b>	4:28.730		
26	INFINY TEAM	-	1:22.837	1:14.635	1:13.448	1:13.106	1:14.414	1:12.320	1:12.045	<b>Z:24.399</b>	1:13.195
		2:27.013	1:12.667	1:11.945	1:12.041	1:11.850	1:12.965	<b>Z:17.242</b>	2:27.350	1:12.221	
		1:12.118	1:12.413	1:12.324	<b>1:11.654</b>	1:12.507					
19	POUET POUET 5.0	-	1:28.187	1:18.781	1:16.571	1:15.405	1:16.057	1:14.615	<b>Z:17.138</b>	2:44.654	1:15.068
		1:13.772	1:15.379	1:12.718	1:13.471	1:13.537	<b>Z:23.645</b>	2:36.858	1:11.892	1:11.884	
		<b>1:11.750</b>	1:12.006	<b>Z:12.416</b>							
14	GET 51	-	1:22.470	1:16.190	1:14.709	1:13.409	1:13.406	<b>Z:26.378</b>	3:27.457	1:12.459	1:13.987
		1:12.296	<b>1:11.893</b>	1:13.873	<b>Z:08.451</b>	2:47.580	1:12.322	1:12.611	1:13.303	1:12.890	
		<b>Z:09.247</b>	3:02.234								
2	TEAM HALL FLEURS	-	1:16.223	1:14.241	1:13.524	1:12.751	1:12.745	<b>1:11.956</b>	1:12.481	1:12.725	1:22.286
		3:55.111	1:13.714	1:13.481	1:13.478	1:13.529	<b>Z:09.419</b>	2:53.656	1:12.796	1:12.912	
		1:13.525	1:13.720	1:12.242							
31	CAPFINANCES 2	-	1:23.977	1:16.323	1:13.133	<b>1:11.971</b>	<b>Z:19.625</b>	2:32.901	1:14.389	1:12.766	1:14.378
		<b>Z:11.273</b>	2:29.760	1:13.556	1:13.543	<b>Z:15.694</b>	2:46.301	1:12.837	1:12.999	1:12.673	
		<b>Z:14.633</b>	2:30.626								


MEILLEURS TEMPS - 390

Record de la piste : MATHIS - 1:09.161

Jour : ARNAGE - 1:11.064

Semaine : MATHIS - 1:09.223

Mois : MATHIS - 1:09.223



Kart	Equipe	1	2	3	4	5	6	7	8	9	Moy.
36	TEAM DRIVER FILLES	-	1:22.385	1:15.095	1:14.896	1:14.169	1:13.679	1:13.329	1:30.371	2:59.849	1:13.891
		1:14.279	1:13.629	1:12.836	1:12.845	1:12.816	1:12.366	1:12.490	1:16.794	2:36.687	
		1:14.628	1:12.728	1:11.990	1:11.995						
33	ESR CTA 1	-	1:39.984	2:12.594	1:14.072	1:13.590	1:13.859	1:13.299	1:13.591	1:12.221	1:13.037
		2:54.529	1:13.410	1:12.903	1:12.632	1:13.019	1:12.084	1:12.893	1:12.369	1:12.483	
		1:14.035	3:21.518	1:12.324							
10	CAPFINANCES 1	-	1:44.067	1:14.168	1:13.183	1:12.742	1:12.604	1:12.465	1:12.580	1:12.918	1:14.901
		3:07.185	1:14.156	1:14.200	1:13.539	1:14.078	1:23.681	2:26.502	1:13.240	1:12.659	
		1:12.191	1:13.088	1:12.100	1:12.258						
7	ORKA LION	-	1:18.938	1:16.596	1:13.856	1:12.725	1:12.401	1:26.295	3:12.456	1:16.317	1:14.918
		1:14.675	1:21.401	2:41.812	1:14.298	1:24.064	1:14.064	1:12.858	2:37.011	1:12.960	
		1:12.927	1:12.778	1:12.258							
28	SPRINT KART	-	1:20.151	1:13.214	1:13.587	1:12.536	1:12.905	1:12.394	1:08.331	3:11.525	1:14.254
		1:15.414	1:16.331	1:15.555	1:15.006	1:15.558	1:17.459	2:28.789	1:14.147	1:12.390	
		1:12.910	1:12.811	1:13.155	1:14.451						
17	TEAM SVI	-	1:29.302	1:20.154	1:15.991	1:16.119	1:19.188	1:14.776	1:14.709	1:18.281	1:15.848
		1:18.763	2:33.566	1:13.964	1:14.245	1:13.153	1:12.671	1:13.104	1:12.453	1:12.804	
		1:19.271	38.361	1:12.664	1:09.564						
12	TEAM KART HEROES	-	1:20.991	1:15.982	1:14.463	1:13.926	1:13.606	1:22.137	2:56.355	1:14.765	1:14.560
		1:14.832	1:11.914	2:47.808	1:12.957	1:13.256	1:12.609	1:12.752	1:14.775	2:33.712	
		1:15.305	1:13.839	1:12.699							
20	ESME RACING TEAM	-	1:26.969	1:15.060	2:56.964	1:16.170	2:28.567	1:15.058	2:41.143	2:20.782	1:15.214
		1:13.676	1:13.229	1:14.504	1:12.647	1:12.723	1:12.755	1:08.480	2:32.378	2:30.762	
21	TEAM DRIVER GARCO	-	1:42.790	2:33.376	1:13.662	1:13.195	1:13.339	1:14.686	40.635	1:14.539	1:13.529
		1:13.549	1:13.412	1:12.833	1:12.656	1:12.712	1:12.903	1:33.354	3:19.569	1:15.531	
		1:14.135	1:13.423	1:18.636	1:01.707						
30	AS FLEXI	-	1:25.282	1:17.694	1:14.867	1:14.494	1:14.121	1:14.081	1:13.886	1:12.925	1:14.452
		1:22.527	2:39.660	1:13.141	1:13.184	1:12.889	1:13.008	1:12.719	1:13.653	1:20.462	


MEILLEURS TEMPS - 390

Record de la piste : MATHIS - 1:09.161

Jour : ARNAGE - 1:11.064

Semaine : MATHIS - 1:09.223

Mois : MATHIS - 1:09.223



Kart	Equipe	1	2	3	4	5	6	7	8	9	Moy.
		2:42.400	1:13.025	1:13.395	1:13.325						
22	STRATEGIE	-	1:27.606	1:16.841	1:14.403	1:14.331	1:14.472	1:26.587	2:33.327	1:13.170	1:15.980
		1:13.987	1:13.410	1:12.061	43.597	1:15.219	1:13.461	1:13.119	1:15.588	1:13.546	
		1:11.822	2:47.225	1:20.232	1:20.316						
16	ESR CTA 2	-	1:30.836	1:19.020	1:16.473	1:14.658	1:14.714	1:14.647	1:14.053	2:51.737	1:15.781
		1:14.875	1:14.364	1:13.412	1:14.495	1:13.868	1:13.653	1:12.609	2:59.244	1:15.248	
		1:14.097	1:13.766	1:14.370	1:14.944						
15	BRICORAMA FUNBRIC	-	1:28.865	1:21.112	1:16.268	1:16.374	1:24.140	1:19.771	1:26.235	3:02.538	1:17.757
		1:14.617	1:14.254	1:14.060	1:15.900	2:50.668	1:14.277	1:14.205	1:13.965	1:09.762	
		2:40.082	1:16.071								
35	ORKA COOL	-	1:31.453	1:18.424	1:16.399	1:15.760	1:23.599	3:10.659	1:15.711	1:14.952	1:17.024
		1:19.991	2:33.309	1:14.931	1:15.403	1:15.278	1:12.761	3:10.474	2:28.542	1:14.242	
		1:14.715									
23	DIX DE DER	-	1:31.442	1:20.220	3:18.366	1:16.004	1:14.498	1:14.278	1:17.226	3:14.830	1:17.091
		1:16.386	1:15.069	1:14.919	1:17.856	1:15.046	3:00.995	1:15.309	1:15.466	1:16.251	
		1:17.619									
18	QUINN KART	-	1:28.362	1:17.773	1:15.908	1:15.122	1:21.053	2:33.237	1:15.266	1:15.438	1:17.004
		1:11.908	2:59.951	1:15.666	1:14.476	1:14.284	1:12.791	4:05.120	1:17.751	1:13.437	
24	FLORNOY FERRI	-	1:26.972	1:17.113	1:16.350	1:16.684	1:15.509	1:15.863	1:43.155	3:02.593	1:16.983
		1:16.844	1:15.623	1:15.867	1:15.987	1:13.069	49.879	1:18.558	1:15.724	1:16.587	
		1:15.951	1:17.556	1:15.818	1:15.705						