



# COURSE JOUR FERIE

resultats

## essais

11/11/2023 - 10:03

Cl	Kart	Pilote	Ecart	Meilleur Tour	Tours
1	44	DORIANCRL		1:27.247	7
2	49	THÉOPHILE	0.390	1:27.637	7
3	26	ADAM VERNET	1.071	1:28.318	6
4	8	NOLAN	1.909	1:29.156	6
5	34	STEVENKOR	1.938	1:29.185	6
6	45	ERIC 27	2.033	1:29.280	7
7	21	GUILLAUME#5	2.436	1:29.683	6
8	6	ROMAIN MONNET	3.060	1:30.307	7
9	36	ANATOLE	3.610	1:30.857	6
10	17	SATANAS	4.060	1:31.307	5
11	11	HUGO	4.295	1:31.542	7
12	37	MAURY QUENTIN	4.474	1:31.721	7
13	29	TOM G.	4.485	1:31.732	6
14	33	LDM RACING	4.497	1:31.744	7
15	4	KARL	4.983	1:32.230	7
16	42	YVES.G	5.078	1:32.325	6
17	46	ARTHUR	5.374	1:32.621	6
18	10	VERNET THIERRY	5.895	1:33.142	6
19	41	MAXIMEM	5.939	1:33.186	6
20	22	LAIGNIER DAMIEN	6.322	1:33.569	6
21	32	MAURY LILIAN	6.850	1:34.097	6
22	30	VALENTINE	7.172	1:34.419	6
23	28	CLÉMENT ROPERS	7.282	1:34.529	6
24	48	LE FAST	7.354	1:34.601	6
25	50	PIVI	7.594	1:34.841	6
26	18	ROBIN 27	7.698	1:34.945	6
27	47	AUBERT MATTHIEU	7.875	1:35.122	5
28	40	MAURY CÉDRIC	8.626	1:35.873	6
29	39	LOUIS LEBORGNE	8.948	1:36.195	6
30	16	CICI	10.004	1:37.251	6
31	20	ZANTAR	12.579	1:39.826	6

### Historique des temps


Kart	Pilote	1	2	3	4	5	6	7	8	9	10	Moy.
44	DORIANCRL	-	1:28.552	1:27.247	1:30.723	1:27.475	1:27.249	1:27.750				1:28.166
49	THÉOPHILE	-	1:31.124	1:29.367	1:27.637	1:28.207	1:28.104	1:30.857				1:29.216
26	ADAM VERNET	-	1:32.004	1:29.531	1:28.439	1:28.318	1:28.325					1:29.323
8	NOLAN	-	1:32.096	1:45.132	1:29.742	1:29.832	1:29.156					1:33.191
34	STEVENKOR	-	1:30.036	1:33.909	1:29.742	1:29.185	1:30.901					1:30.754
45	ERIC 27	-	1:41.178	1:30.179	1:39.142	1:29.634	1:29.280	1:31.945				1:33.559
21	GUILLAUME#5	-	1:30.191	1:30.327	1:29.683	1:50.208	1:34.120					1:34.905
6	ROMAIN MONNET	-	1:32.736	1:45.557	1:32.358	1:30.307	1:42.563	1:38.749				1:37.045
36	ANATOLE	-	1:31.999	1:32.201	1:31.311	1:31.103	1:30.857					1:31.494
17	SATANAS	-	2:13.502	1:38.429	2:45.527	1:31.307						1:52.404
11	HUGO	-	1:32.126	1:38.255	1:32.226	1:31.542	1:47.381	1:32.317				1:35.641
37	MAURY QUENTIN	-	1:34.773	1:33.188	1:31.721	1:33.030	1:32.667	1:35.016				1:33.399
29	TOM G.	-	1:33.551	1:31.732	1:38.157	1:34.413	1:32.821					1:34.134
33	LDM RACING	-	1:32.881	1:42.441	1:33.919	1:31.744	1:33.845	1:33.105				1:34.655



## COURSE JOUR FERIE

## resultats

Kart	Pilote	1	2	3	4	5	6	7	8	9	10	Moy.
4	KARL	-	1:34.558	1:41.200	1:35.284	<b>1:32.230</b>	1:35.209	1:42.333				1:36.802
42	YVES.G	-	1:42.554	1:35.804	<b>1:32.325</b>	1:32.645	1:32.400					1:35.145
46	ARTHUR	-	1:35.308	1:35.116	1:49.781	<b>1:32.621</b>	1:33.935					1:37.352
10	VERNET THIERRY	-	1:36.464	1:35.440	1:35.497	1:35.089	<b>1:33.142</b>					1:35.126
41	MAXIMEM	-	1:40.436	1:35.161	1:34.944	1:34.925	<b>1:33.186</b>					1:35.730
22	LAIGNIER DAMIEN	-	1:37.256	1:46.038	1:35.080	<b>1:33.569</b>	1:47.218					1:39.832
32	MAURY LILIAN	-	1:47.412	1:39.329	1:35.482	1:41.609	<b>1:34.097</b>					1:39.585
30	VALENTINE	-	1:37.641	1:36.265	<b>1:34.419</b>	1:42.729	1:47.042					1:39.619
28	CLÉMENT ROPERS	-	1:37.114	1:35.270	<b>1:34.529</b>	2:26.563	1:43.686					1:47.432
48	LE FAST	-	1:40.461	1:38.109	1:35.911	<b>1:34.601</b>	1:42.917					1:38.399
50	PIVI	-	1:35.511	1:41.013	1:42.300	1:35.290	<b>1:34.841</b>					1:37.791
18	ROBIN 27	-	1:41.100	1:37.688	1:40.902	<b>1:34.945</b>	1:40.641					1:39.055
47	AUBERT MATTHIEU	-	1:35.396	1:41.590	<b>1:35.122</b>	1:44.465						1:39.143
40	MAURY CÉDRIC	-	1:37.681	1:38.065	<b>1:35.873</b>	1:47.426	1:40.771					1:39.963
39	LOUIS LEBORGNE	-	1:51.877	1:39.332	1:37.856	1:43.437	<b>1:36.195</b>					1:41.739
16	CICI	-	1:44.919	1:59.647	1:38.737	<b>1:37.251</b>	1:38.117					1:43.734
20	ZANTAR	-	2:03.386	1:49.639	1:43.495	1:43.999	<b>1:39.826</b>					1:48.069



# COURSE JOUR FERIE

resultats


Q1

11/11/2023 - 10:14

Clit	Kart	Pilote	Ecart	Meilleur Tour	Tours
1	44	DORIANCRL		1:26.472	5
2	26	ADAM VERNET	0.663	1:27.135	4
3	49	THÉOPHILE	0.697	1:27.169	4
4	8	NOLAN	1.564	1:28.036	5
5	34	STEVENKOR	1.936	1:28.408	5
6	29	TOM G.	2.011	1:28.483	5
7	45	ERIC 27	2.196	1:28.668	4
8	21	GUILLAUME#5	2.395	1:28.867	5
9	6	ROMAIN MONNET	2.950	1:29.422	4
10	36	ANATOLE	3.299	1:29.771	4
11	4	KARL	4.295	1:30.767	4
12	37	MAURY QUENTIN	4.342	1:30.814	4
13	33	LDM RACING	4.414	1:30.886	4
14	46	ARTHUR	4.416	1:30.888	5
15	17	SATANAS	4.416	1:30.888	5
16	30	VALENTINE	5.222	1:31.694	5
17	22	LAIGNIER DAMIEN	5.338	1:31.810	5
18	42	YVES.G	5.352	1:31.824	5
19	11	HUGO	5.431	1:31.903	4
20	18	ROBIN 27	5.865	1:32.337	4
21	32	MAURY LILIAN	5.876	1:32.348	5
22	41	MAXIMEM	6.001	1:32.473	5
23	48	LE FAST	6.552	1:33.024	5
24	10	VERNET THIERRY	6.585	1:33.057	5
25	39	LOUIS LEBORGNE	7.156	1:33.628	4
26	47	AUBERT MATTHIEU	7.198	1:33.670	3
27	28	CLÉMENT ROPERS	7.526	1:33.998	4
28	50	PIVI	9.121	1:35.593	5
29	40	MAURY CÉDRIC	9.755	1:36.227	4
30	16	CICI	10.593	1:37.065	4
31	20	ZANTAR	12.091	1:38.563	4

## Historique des temps

Kart	Pilote	1	2	3	4	5	6	7	8	9	10	Moy.
44	DORIANCRL	-	1:26.911	1:26.472	1:28.266	1:27.573						1:27.305
26	ADAM VERNET	-	1:27.201	1:28.809	1:27.135							1:27.715
49	THÉOPHILE	-	1:30.127	1:27.677	1:27.169							1:28.324
8	NOLAN	-	1:28.036	1:28.560	1:28.727	1:28.263						1:28.396
34	STEVENKOR	-	1:28.408	1:33.935	1:30.418	1:30.522						1:30.820
29	TOM G.	-	1:29.043	1:31.546	1:28.483	1:31.537						1:30.152
45	ERIC 27	-	1:31.386	1:28.668	1:28.991							1:29.681
21	GUILLAUME#5	-	1:32.725	1:29.148	1:29.972	1:28.867						1:30.178
6	ROMAIN MONNET	-	1:29.422	1:30.455	1:32.923							1:30.933
36	ANATOLE	-	1:29.771	1:30.895	1:31.264							1:30.643
4	KARL	-	1:30.767	1:35.054	1:38.818							1:34.879
37	MAURY QUENTIN	-	1:30.814	1:32.826	1:40.809							1:34.816
33	LDM RACING	-	1:31.078	1:31.792	1:30.886							1:31.252
46	ARTHUR	-	1:35.810	1:31.077	1:30.888	1:31.625						1:32.350



## COURSE JOUR FERIE

## resultats

Kart	Pilote	1	2	3	4	5	6	7	8	9	10	Moy.
17	SATANAS	-	1:31.129	1:35.887	1:31.685	<b>1:30.888</b>						1:32.397
30	VALENTINE	-	1:32.355	1:33.044	<b>1:31.694</b>	1:32.636						1:32.432
22	LAIGNIER DAMIEN	-	<b>1:31.810</b>	1:46.965	1:31.840	1:34.527						1:36.285
42	YVES.G	-	<b>1:31.824</b>	1:32.050	1:37.695	1:34.704						1:34.068
11	HUGO	-	1:56.151	<b>1:31.903</b>	1:40.145							1:42.733
18	ROBIN 27	-	1:33.117	<b>1:32.337</b>	1:32.526							1:32.660
32	MAURY LILIAN	-	1:33.700	1:33.829	<b>1:32.348</b>	1:33.892						1:33.442
41	MAXIMEM	-	1:33.300	1:33.387	<b>1:32.473</b>	1:33.660						1:33.205
48	LE FAST	-	1:33.711	1:42.919	<b>1:33.024</b>	1:33.900						1:35.888
10	VERNET THIERRY	-	<b>1:33.057</b>	1:33.238	1:34.460	1:38.418						1:34.793
39	LOUIS LEBORGNE	-	1:35.634	1:34.153	<b>1:33.628</b>							1:34.471
47	AUBERT MATTHIEU	-	<b>1:33.670</b>	1:33.813								1:33.741
28	CLÉMENT ROPERS	-	<b>1:33.998</b>	1:34.601	1:35.467							1:34.688
50	PIVI	-	1:43.189	<b>1:35.593</b>	1:44.575	1:37.093						1:40.112
40	MAURY CÉDRIC	-	1:41.257	<b>1:36.227</b>	1:37.913							1:38.465
16	CICI	-	<b>1:37.065</b>	2:12.350	1:39.081							1:49.498
20	ZANTAR	-	1:41.160	1:38.925	<b>1:38.563</b>							1:39.549



## COURSE JOUR FERIE

resultats

Q2

11/11/2023 - 10:26

Cl	Kart	Pilote	Ecart	Meilleur Tour	Tours
1	44	DORIANCRL		1:26.571	5
2	49	THÉOPHILE	0.374	1:26.945	5
3	26	ADAM VERNET	0.411	1:26.982	5
4	8	NOLAN	0.545	1:27.116	5
5	21	GUILLAUME#5	0.620	1:27.191	5
6	34	STEVENKOR	1.185	1:27.756	5
7	29	TOM G.	1.420	1:27.991	5
8	45	ERIC 27	1.525	1:28.096	4
9	11	HUGO	2.283	1:28.854	5
10	33	LDM RACING	3.226	1:29.797	4
11	36	ANATOLE	3.552	1:30.123	5
12	46	ARTHUR	3.660	1:30.231	4
13	6	ROMAIN MONNET	3.820	1:30.391	5
14	17	SATANAS	4.002	1:30.573	5
15	42	YVES.G	4.179	1:30.750	4
16	37	MAURY QUENTIN	4.555	1:31.126	5
17	4	KARL	4.815	1:31.386	5
18	32	MAURY LILIAN	4.931	1:31.502	4
19	18	ROBIN 27	5.513	1:32.084	5
20	22	LAIGNIER DAMIEN	6.364	1:32.935	4
21	30	VALENTINE	7.061	1:33.632	4

### Historique des temps

Kart	Pilote	1	2	3	4	5	6	7	8	9	10	Moy.
44	DORIANCRL	-	1:27.001	1:26.814	1:26.571	1:26.962						1:26.837
49	THÉOPHILE	-	1:27.412	1:26.945	1:27.405	1:27.598						1:27.340
26	ADAM VERNET	-	1:28.474	1:27.488	1:27.082	1:26.982						1:27.506
8	NOLAN	-	1:27.773	1:27.936	1:27.116	1:27.267						1:27.523
21	GUILLAUME#5	-	1:28.311	1:27.695	1:27.191	1:28.319						1:27.879
34	STEVENKOR	-	1:31.464	1:27.756	1:27.824	1:28.311						1:28.838
29	TOM G.	-	1:27.991	1:28.791	1:39.092	1:32.287						1:32.040
45	ERIC 27	-	1:28.096	1:29.044	1:41.064							1:32.734
11	HUGO	-	1:34.306	1:35.737	1:36.016	1:28.854						1:33.728
33	LDM RACING	-	1:31.359	1:29.797	1:30.302							1:30.486
36	ANATOLE	-	1:30.390	1:31.517	1:30.123	1:30.377						1:30.601
46	ARTHUR	-	1:36.242	1:30.231	1:31.001							1:32.491
6	ROMAIN MONNET	-	1:31.664	1:37.189	1:30.391	1:36.437						1:33.920
17	SATANAS	-	1:31.054	1:31.481	1:30.573	1:30.866						1:30.993
42	YVES.G	-	1:40.389	1:30.750	1:31.409							1:34.182
37	MAURY QUENTIN	-	1:31.126	1:31.921	1:34.215	1:31.716						1:32.244
4	KARL	-	1:34.141	1:37.486	1:31.386	1:37.062						1:35.018
32	MAURY LILIAN	-	1:31.502	1:32.510	1:34.431							1:32.814
18	ROBIN 27	-	1:33.197	1:33.898	1:32.084	1:38.525						1:34.426
22	LAIGNIER DAMIEN	-	1:32.935	1:40.356	1:38.336							1:37.209
30	VALENTINE	-	1:33.632	1:38.688	1:55.113							1:42.477



## COURSE JOUR FERIE

resultats


Q3

11/11/2023 - 10:36

Cl	Kart	Pilote	Ecart	Meilleur Tour	Tours
1	44	DORIANCRL		1:25.930	5
2	49	THÉOPHILE	0.654	1:26.584	5
3	26	ADAM VERNET	0.668	1:26.598	5
4	8	NOLAN	1.021	1:26.951	5
5	21	GUILLAUME#5	1.248	1:27.178	5
6	45	ERIC 27	2.216	1:28.146	5
7	29	TOM G.	2.289	1:28.219	5
8	34	STEVENKOR	2.347	1:28.277	5
9	33	LDM RACING	3.277	1:29.207	5
10	11	HUGO	3.309	1:29.239	4
11	36	ANATOLE	3.848	1:29.778	5

### Historique des temps

Kart	Pilote	1	2	3	4	5	6	7	8	9	10	Moy.
44	DORIANCRL	-	1:26.472	1:25.930	1:26.030	1:26.113						1:26.136
49	THÉOPHILE	-	1:26.584	1:26.790	1:30.750	1:27.139						1:27.815
26	ADAM VERNET	-	1:32.015	1:26.931	1:26.598	1:37.253						1:30.699
8	NOLAN	-	1:27.191	1:27.083	1:26.951	1:27.722						1:27.236
21	GUILLAUME#5	-	1:27.981	1:28.177	1:27.178	1:27.990						1:27.831
45	ERIC 27	-	1:28.343	1:29.123	1:29.095	1:28.146						1:28.676
29	TOM G.	-	1:28.593	1:28.266	1:28.370	1:28.219						1:28.362
34	STEVENKOR	-	1:36.059	1:28.550	1:28.277	1:28.316						1:30.884
33	LDM RACING	-	1:30.663	1:29.318	1:29.207	1:29.895						1:29.770
11	HUGO	-	1:34.599	1:29.239	1:38.909							1:34.249
36	ANATOLE	-	1:30.578	1:30.513	1:29.778	1:30.384						1:30.313



## COURSE JOUR FERIE

resultats

### COURSE

11/11/2023 - 11:05

Clit	Kart	Pilote	Tours	Ecart	Interv.	Meilleur Tour	km/h	Temps moyen
1	44	DORIANCRL	32			1:25.169	50.04	1:26.325
2	26	ADAM VERNET	32	17.793	17.793	1:26.083	49.72	1:26.855
3	49	THÉOPHILE	32	29.848	12.055	1:26.120	49.51	1:27.250
4	8	NOLAN	32	35.291	5.443	1:26.282	49.41	1:27.398
5	21	GUILLAUME#5	32	1:08.876	33.585	1:26.715	48.83	1:28.430
6	34	STEVENKOR	32	1:11.012	2.136	1:26.580	48.79	1:28.476
7	29	TOM G.	32	1:21.660	10.648	1:27.636	48.61	1:28.812
8	45	ERIC 27	31	1 Tour	1 Tour	1:27.137	48.31	1:29.374
9	6	ROMAIN MONNET	31	1 Tour	15.129	1:27.783	48.05	1:29.796
10	36	ANATOLE	31	1 Tour	4.382	1:28.733	47.97	1:29.960
11	33	LDM RACING	31	1 Tour	23.323	1:28.189	47.57	1:30.716
12	4	KARL	31	1 Tour	20.946	1:29.803	47.22	1:31.342
13	41	MAXIMEM	31	1 Tour	5.011	1:29.741	47.14	1:31.483
14	37	MAURY QUENTIN	31	1 Tour	2.833	1:29.794	47.09	1:31.612
15	11	HUGO	31	1 Tour	6.113	1:27.794	46.99	1:31.851
16	46	ARTHUR	31	1 Tour	0.474	1:27.720	46.98	1:31.852
17	30	VALENTINE	30	2 Tours	1 Tour	1:28.965	46.90	1:31.956
18	10	VERNET THIERRY	30	2 Tours	7.419	1:29.860	46.77	1:32.186
19	42	YVES.G	30	2 Tours	9.921	1:29.559	46.60	1:32.562
20	22	LAIGNIER DAMIEN	30	2 Tours	0.386	1:30.077	46.60	1:32.550
21	32	MAURY LILIAN	30	2 Tours	9.957	1:29.618	46.43	1:32.877
22	48	LE FAST	30	2 Tours	1.254	1:29.164	46.41	1:32.902
23	18	ROBIN 27	30	2 Tours	12.791	1:30.390	46.20	1:33.344
24	47	AUBERT MATTHIEU	30	2 Tours	11.610	1:31.110	46.01	1:33.703
25	28	CLÉMENT ROPERS	30	2 Tours	6.990	1:32.252	45.89	1:33.930
26	17	SATANAS	30	2 Tours	0.198	1:29.335	45.89	1:34.013
27	50	PIVI	29	3 Tours	1 Tour	1:31.873	45.39	1:34.960
28	39	LOUIS LEBORGNE	29	3 Tours	5.503	1:31.411	45.30	1:35.163
29	20	ZANTAR	29	3 Tours	31.938	1:32.940	44.79	1:36.199
30	40	MAURY CÉDRIC	28	4 Tours	1 Tour	1:34.333	43.92	1:38.113
31	16	CICI	28	4 Tours	22.557	1:35.246	43.57	1:38.918

#### Historique des temps

Kart	Pilote	1	2	3	4	5	6	7	8	9	10	Moy.
44	DORIANCRL	1:29.365	1:25.844	1:25.509	1:25.797	<b>1:25.169</b>	1:25.438	1:26.159	1:25.670	1:26.964	1:25.750	1:26.325
		1:27.236	1:26.317	1:26.344	1:25.951	1:27.904	1:26.726	1:26.356	1:25.733	1:26.423	1:25.848	
		1:25.923	1:25.723	1:26.254	1:26.909	1:27.266	1:26.452	1:25.250	1:27.837	1:26.566	1:25.401	
		1:26.158	1:26.174									
26	ADAM VERNET	1:29.775	1:26.474	1:26.376	1:26.745	1:26.261	1:26.429	1:26.525	1:27.006	1:26.868	1:26.717	1:26.855
		1:26.713	1:26.986	<b>1:26.083</b>	1:26.635	1:26.479	1:26.667	1:27.747	1:26.332	1:27.201	1:26.429	
		1:27.187	1:26.986	1:26.607	1:26.380	1:26.744	1:27.255	1:26.403	1:27.306	1:26.638	1:26.608	
		1:27.705	1:27.110									
49	THÉOPHILE	1:32.994	1:26.776	1:26.544	1:27.562	1:27.253	1:27.091	1:26.546	1:26.709	1:26.461	1:27.396	1:27.250
		1:26.729	1:27.593	1:27.848	1:26.365	1:27.569	1:27.256	1:27.615	1:28.286	1:26.953	1:26.889	
		1:27.538	1:27.063	1:26.508	1:27.065	1:27.184	1:26.655	1:27.818	1:26.885	<b>1:26.120</b>	1:26.787	
		1:26.622	1:27.324									
8	NOLAN	1:29.786	1:26.722	1:26.741	1:26.669	1:26.889	1:27.047	1:26.866	1:27.087	1:26.673	1:27.658	1:27.398
		1:26.968	1:27.084	1:26.759	1:26.735	1:26.894	1:27.661	1:28.070	1:27.035	1:27.452	1:27.159	





## COURSE JOUR FERIE

## resultats

Kart	Pilote	1	2	3	4	5	6	7	8	9	10	Moy.
		1:36.678	1:26.964	1:27.587	1:27.013	1:27.474	1:27.480	1:26.309	1:26.596	1:27.342	1:26.754	
		1:26.325	<b>1:26.282</b>									
21	<b>GUILLAUME#5</b>	1:30.370	1:27.379	1:26.978	1:27.903	1:28.043	1:27.459	1:27.164	1:28.144	1:28.132	1:27.424	1:28.430
		1:27.434	1:27.494	1:28.943	1:27.798	1:28.174	1:27.692	1:29.612	<b>1:26.715</b>	1:28.543	1:27.728	
		1:27.065	1:28.003	1:28.316	1:27.892	1:39.633	1:28.208	1:26.960	1:27.619	1:27.837	1:27.341	
		1:28.028	1:33.752									
34	<b>STEVENKOR</b>	1:31.729	1:30.208	1:27.391	1:28.212	1:27.248	1:27.735	1:27.691	1:27.442	1:27.188	1:36.065	1:28.476
		1:28.023	1:27.486	1:27.535	1:27.052	1:28.022	1:28.555	1:28.233	1:27.145	1:28.403	1:28.515	
		1:28.088	1:27.987	1:27.706	1:27.451	1:27.891	1:35.397	1:27.244	1:27.402	1:28.464	1:27.992	
		1:29.170	<b>1:26.580</b>									
29	<b>TOM G.</b>	1:31.617	1:28.480	1:28.294	1:27.745	1:27.958	1:27.743	1:27.834	1:28.768	1:27.916	1:37.003	1:28.812
		1:28.278	1:27.679	1:28.071	1:28.345	<b>1:27.636</b>	1:28.048	1:29.844	1:28.565	1:28.328	1:28.247	
		1:29.990	1:27.749	1:28.973	1:28.691	1:28.672	1:28.324	1:27.977	1:29.137	1:28.975	1:28.983	
		1:27.854	1:30.272									
45	<b>ERIC 27</b>	1:31.797	1:28.534	1:27.186	1:28.489	1:27.324	1:27.271	1:28.260	1:28.106	1:28.045	1:36.268	1:29.374
		1:28.591	1:28.354	1:28.032	<b>1:27.137</b>	1:27.776	1:28.268	1:31.756	1:28.160	1:40.019	1:27.741	
		1:28.565	1:28.195	1:28.663	1:28.206	1:29.837	1:28.480	1:27.967	1:37.285	1:29.054	1:27.837	
		1:29.410										
6	<b>ROMAIN MONNET</b>	1:35.964	1:30.155	1:29.516	1:29.160	1:29.080	1:29.309	1:29.467	1:28.161	1:30.147	1:28.835	1:29.796
		1:29.943	1:28.816	1:29.043	1:29.311	1:36.593	1:29.713	1:29.476	1:29.628	1:28.263	1:29.367	
		1:28.877	1:32.565	1:29.530	1:29.497	1:28.476	<b>1:27.783</b>	1:29.900	1:29.550	1:29.804	1:27.908	
		1:29.868										
36	<b>ANATOLE</b>	1:33.611	1:29.975	1:30.098	1:29.626	1:30.137	1:29.507	1:29.083	<b>1:28.733</b>	1:30.073	1:31.732	1:29.960
		1:28.934	1:29.799	1:29.016	1:29.419	1:29.741	1:29.087	1:31.016	1:29.701	1:29.692	1:29.820	
		1:29.254	1:29.676	1:30.226	1:33.810	1:29.013	1:29.097	1:31.085	1:29.337	1:29.314	1:29.478	
		1:29.673										
33	<b>LDM RACING</b>	1:35.182	1:29.774	1:29.575	1:29.296	1:29.218	1:29.666	1:30.629	1:34.845	<b>1:28.189</b>	1:30.466	1:30.716
		1:28.953	1:29.898	1:37.529	1:29.546	1:30.450	1:29.074	1:29.066	1:28.868	1:28.352	1:35.783	
		1:28.852	1:29.036	1:29.723	1:35.709	1:29.813	1:29.618	1:30.574	1:34.616	1:29.128	1:31.944	
		1:28.827										
4	<b>KARL</b>	1:34.764	1:29.856	1:31.473	1:30.552	1:38.707	1:30.467	1:30.649	1:30.248	1:30.742	1:31.062	1:31.342
		1:30.721	1:30.329	1:32.649	1:30.717	1:30.839	1:31.873	1:30.174	1:31.591	1:33.796	1:32.089	
		<b>1:29.803</b>	1:30.886	1:30.455	1:31.474	1:29.980	1:31.030	1:30.640	1:31.592	1:30.745	1:30.258	
		1:31.465										
41	<b>MAXIMEM</b>	1:38.664	1:34.974	1:32.589	1:31.113	1:31.393	1:31.313	1:31.578	1:31.025	1:31.256	1:31.550	1:31.483
		1:30.430	1:31.401	1:31.189	1:31.431	1:31.656	1:31.523	1:30.043	1:31.495	1:30.425	1:31.002	
		1:30.097	1:30.845	1:29.749	1:29.842	<b>1:29.741</b>	1:30.419	1:35.287	1:30.976	1:30.585	1:31.291	
		1:31.118										
37	<b>MAURY QUENTIN</b>	1:36.339	1:30.965	1:30.445	1:30.479	1:31.218	1:31.881	<b>1:29.794</b>	1:30.085	1:30.785	1:30.664	1:31.612
		1:30.453	1:29.842	1:34.088	1:31.176	1:31.211	1:31.586	1:31.721	1:30.992	1:31.931	1:30.703	
		1:42.315	1:31.584	1:30.259	1:30.606	1:31.531	1:30.486	1:32.565	1:30.925	1:30.527	1:32.144	
		1:30.692										
11	<b>HUGO</b>	1:31.943	1:30.215	1:28.823	1:28.723	1:28.501	1:29.143	1:34.651	1:28.980	1:29.898	1:35.920	1:31.851
		1:29.792	1:34.776	1:42.296	1:29.384	1:36.411	1:28.951	1:29.460	1:29.033	1:30.777	1:36.252	
		<b>1:27.794</b>	1:36.466	1:29.230	1:35.282	1:44.441	1:28.442	1:34.236	1:29.123	1:29.896	1:29.192	
		1:29.361										
46	<b>ARTHUR</b>	1:32.643	1:29.577	1:29.035	1:29.282	1:42.003	1:28.807	1:46.511	1:29.051	1:31.449	1:34.022	1:31.852
		1:28.581	1:31.193	1:32.001	1:43.475	1:28.895	1:28.951	1:30.357	1:33.254	1:29.120	1:28.340	
		1:32.013	1:30.876	1:33.712	1:41.719	1:28.870	1:29.367	1:28.130	<b>1:27.720</b>	1:29.627	1:29.586	





## COURSE JOUR FERIE

## resultats

Kart	Pilote	1	2	3	4	5	6	7	8	9	10	Moy.
		1:29.258										
30	VALENTINE	1:37.196	1:32.745	1:33.056	1:31.993	1:32.380	1:31.726	1:30.974	1:31.555	1:30.816	1:31.526	1:31.956
		1:31.145	1:42.401	1:30.981	1:31.017	1:32.882	1:32.384	1:32.239	1:31.260	1:30.138	1:36.623	
		1:31.129	1:30.594	1:29.104	1:34.150	1:28.965	1:30.654	1:29.362	1:30.262	1:29.917	1:29.508	
10	VERNET THIERRY	1:42.979	1:33.571	1:33.624	1:32.046	1:33.533	1:33.124	1:33.405	1:31.228	1:31.232	1:32.445	1:32.186
		1:31.397	1:31.223	1:31.235	1:30.975	1:31.176	1:32.128	1:31.952	1:31.532	1:30.786	1:31.639	
		1:30.139	1:31.098	1:31.799	1:34.332	1:29.860	1:32.507	1:31.620	1:30.734	1:31.321	1:30.964	
42	YVES.G	1:38.728	1:32.710	1:33.170	1:31.658	1:37.677	1:29.815	1:31.787	1:30.017	1:32.937	1:30.825	1:32.562
		1:29.999	1:31.626	1:30.983	1:31.182	1:30.774	1:32.276	1:30.542	1:31.997	1:30.757	1:30.444	
		1:32.745	1:31.192	1:30.025	1:32.323	1:33.096	1:31.577	1:54.148	1:30.875	1:29.559	1:31.430	
22	LAIGNIER DAMIEN	1:38.435	1:35.224	1:32.328	1:32.610	1:31.995	1:31.032	1:31.386	1:31.541	1:31.533	1:31.093	1:32.550
		1:30.928	1:31.525	1:32.423	1:33.976	1:33.695	1:31.614	1:32.010	1:33.576	1:31.058	1:30.946	
		1:40.239	1:31.386	1:35.166	1:31.475	1:31.361	1:30.077	1:31.099	1:31.287	1:30.296	1:35.195	
32	MAURY LILIAN	1:40.797	1:33.805	1:33.237	1:33.238	1:33.508	1:31.936	1:32.498	1:31.342	1:30.937	1:36.773	1:32.877
		1:32.571	1:30.822	1:35.906	1:31.133	1:33.254	1:37.588	1:35.683	1:30.916	1:33.470	1:30.905	
		1:30.272	1:31.761	1:31.083	1:30.454	1:31.004	1:31.530	1:36.904	1:32.049	1:31.330	1:29.618	
48	LE FAST	1:38.886	1:34.793	1:32.799	1:33.408	1:33.683	1:31.666	1:32.252	1:34.239	1:30.759	1:35.919	1:32.902
		1:32.472	1:31.353	1:33.485	1:31.135	1:33.857	1:31.718	1:30.376	1:35.117	1:32.490	1:34.775	
		1:33.068	1:31.059	1:31.424	1:31.199	1:30.056	1:36.364	1:31.798	1:29.164	1:32.182	1:35.584	
18	ROBIN 27	1:41.664	1:34.144	1:33.118	1:33.241	1:32.664	1:33.887	1:33.713	1:32.535	1:32.076	1:33.146	1:33.344
		1:32.170	1:32.296	1:33.179	1:32.521	1:32.035	1:36.152	1:33.466	1:31.825	1:39.328	1:31.446	
		1:35.012	1:31.813	1:31.205	1:31.470	1:30.390	1:36.076	1:32.152	1:33.425	1:31.978	1:32.203	
47	AUBERT MATTHIEU	1:41.359	1:46.322	1:32.652	1:34.686	1:34.771	1:31.765	1:32.492	1:31.297	1:32.551	1:32.350	1:33.703
		1:32.361	1:32.637	1:33.134	1:32.493	1:33.339	1:35.532	1:32.512	1:35.463	1:31.923	1:31.339	
		1:32.341	1:31.573	1:34.529	1:31.110	1:32.477	1:32.523	1:32.895	1:33.998	1:33.767	1:34.903	
28	CLÉMENT ROPERS	1:43.310	1:35.162	1:34.701	1:33.542	1:34.336	1:33.934	1:32.732	1:32.819	1:33.622	1:33.972	1:33.930
		1:33.317	1:33.325	1:32.742	1:32.853	1:33.068	1:33.116	1:32.489	1:40.691	1:33.490	1:32.629	
		1:33.197	1:32.800	1:32.892	1:33.170	1:34.087	1:33.565	1:32.615	1:33.355	1:32.252	1:34.132	
17	SATANAS	1:51.324	1:32.653	1:31.762	1:30.038	1:30.817	1:31.951	1:31.438	1:38.581	1:30.065	1:46.931	1:34.013
		1:31.571	1:38.252	1:30.622	1:34.986	1:38.678	1:30.825	1:31.625	1:31.489	1:38.177	1:30.804	
		1:33.771	1:35.036	1:33.010	1:35.371	1:30.469	1:31.436	1:32.608	1:29.795	1:36.981	1:29.335	
50	PIVI	1:38.172	1:39.697	1:46.709	1:33.756	1:34.206	1:34.754	1:32.334	1:32.445	1:32.042	1:41.235	1:34.960
		1:33.084	1:35.659	1:33.737	1:33.465	1:33.457	1:33.870	1:33.630	1:32.355	1:38.180	1:33.572	
		1:33.973	1:33.358	1:34.001	1:32.214	1:34.925	1:34.184	1:39.683	1:33.292	1:31.873		
39	LOUIS LEBORGNE	1:36.499	1:35.086	1:34.362	1:33.533	1:33.794	1:34.338	1:38.512	1:32.588	1:33.369	1:34.285	1:35.163
		1:33.234	1:32.655	1:33.878	1:33.370	1:33.640	1:35.420	1:33.117	1:43.747	1:34.733	1:33.716	
		1:40.094	1:32.619	1:38.296	1:32.770	1:31.411	1:33.625	1:43.887	1:38.636	1:34.540		
20	ZANTAR	1:42.758	1:37.273	1:35.339	1:36.601	1:37.185	1:36.179	1:34.522	1:35.869	1:38.061	1:36.407	1:36.199
		1:34.934	1:35.107	1:34.574	1:36.698	1:35.732	1:35.698	1:35.740	1:36.366	1:35.520	1:40.124	
		1:33.812	1:35.346	1:40.216	1:38.997	1:34.295	1:34.859	1:34.385	1:32.940	1:34.235		
40	MAURY CÉDRIC	1:45.589	1:39.297	1:40.981	1:35.688	1:34.932	1:39.511	1:47.623	1:34.911	1:35.607	1:36.668	1:38.113
		1:36.072	1:37.565	1:34.521	1:36.895	1:38.185	1:35.781	1:42.952	1:36.151	1:35.262	1:51.123	
		1:34.718	1:35.351	1:45.947	1:35.293	1:34.333	1:35.140	1:35.312	1:35.773			
16	CICI	1:43.676	1:38.831	1:35.791	1:36.844	1:36.144	1:36.669	1:35.724	1:36.370	1:36.675	1:35.246	1:38.918
		1:46.717	1:40.296	1:38.938	1:37.853	1:38.511	1:38.122	1:38.271	1:35.835	1:37.103	1:46.509	
		1:43.950	1:46.497	1:36.995	1:36.529	1:38.574	1:39.266	1:40.137	1:37.632			