

## 24 HEURES - Q1 CHRONOS - 390

16/09/2023 - 10:31

Clt	Kart	Equipe	Meilleur Tour	Ecart	Tours	km/h	Clt	Kart	Equipe	Meilleur Tour	Ecart	Tours	km/h
1	25	POPEYE RACING TE	1:10.607		24	61.18	16	26	INFINY TEAM	1:11.546	0.939	23	60.38
2	6	TEAM MARC 76	1:10.743	0.136	23	61.07	17	12	TEAM KART HEROE	1:11.608	1.001	23	60.33
3	8	NEW TEAM	1:10.819	0.212	20	61.00	18	14	GET 51	1:11.629	1.022	23	60.31
4	33	ESR CTA 1	1:10.941	0.334	23	60.90	19	19	POUET POUET 5.0	1:11.825	1.218	24	60.15
5	27	ARNAGE	1:10.968	0.361	24	60.87	20	15	BRICORAMA FUNBF	1:11.884	1.277	23	60.10
6	2	TEAM HALL FLEURS	1:10.983	0.376	23	60.86	21	36	TEAM DRIVER FILLE	1:11.896	1.289	22	60.09
7	34	ERK TEAM	1:10.998	0.391	21	60.85	22	22	STRATEGIE	1:11.901	1.294	23	60.08
8	31	CAPFINANCES 2	1:11.002	0.395	24	60.84	23	21	TEAM DRIVER GARO	1:12.111	1.504	22	59.91
9	3	ORKA RACING	1:11.026	0.419	24	60.82	24	7	ORKA LION	1:12.211	1.604	21	59.82
10	17	TEAM SVI	1:11.044	0.437	22	60.81	25	18	QUINN KART	1:12.378	1.771	23	59.69
11	9	BROUETTE TEAM	1:11.167	0.560	23	60.70	26	30	AS FLEXI	1:12.392	1.785	22	59.68
12	5	CAEN VERANDAS	1:11.222	0.615	21	60.66	27	16	ESR CTA 2	1:12.886	2.279	22	59.27
13	20	ESME RACING TEAM	1:11.341	0.734	25	60.55	28	23	DIX DE DER	1:12.965	2.358	21	59.21
14	10	CAPFINANCES 1	1:11.384	0.777	23	60.52	29	24	FLORNOY FERRI	1:13.029	2.422	20	59.15
15	28	SPRINT KART	1:11.468	0.861	23	60.45	30	35	ORKA COOL	1:13.632	3.025	20	58.67

### Historique des temps

Kart	Equipe	1	2	3	4	5	6	7	8	9	Moy.
25	POPEYE RACING TEAI	-	1:10.870	1:10.691	1:10.928	1:10.850	1:10.920	<b>1:10.607</b>	1:10.6435	3:11.218	1:11.297
		1:11.667	1:11.226	1:11.503	1:11.465	1:11.086	1:11.247	1:11.501	1:11.355	1:10.409	
		2:36.614	1:11.877	1:11.771	1:11.590	1:12.181	1:11.312				
6	TEAM MARC 76	-	1:21.195	2:27.470	1:13.580	1:13.526	1:12.907	1:12.776	1:11.845	2:21.304	1:11.705
		1:11.437	1:11.113	1:11.370	1:11.943	1:07.237	2:18.084	1:11.178	1:11.212	1:10.745	
		<b>1:10.743</b>	1:11.461	1:11.164	1:10.990	1:11.149					
8	NEW TEAM	-	5:19.405	1:11.062	<b>1:10.819</b>	1:11.043	1:11.007	1:11.174	1:11.361	1:05.562	1:26.745
		1:27.772	2:47.174	1:11.095	1:11.351	1:11.319	1:11.468	1:11.297	1:11.577	1:11.275	
		1:11.213	1:11.459								
33	ESR CTA 1	-	1:12.474	1:12.742	1:13.202	1:09.222	3:18.214	1:12.442	1:13.760	1:14.096	1:12.058


MEILLEURS TEMPS - 390

Record de la piste : MATHIS - 1:09.161

Jour : POPEYE RACING TEAM - 1:10.607

Semaine : MATHIS - 1:09.223

Mois : MATHIS - 1:09.223



Kart	Equipe	1	2	3	4	5	6	7	8	9	Moy.
		1:11.929	1:12.125	1:12.142	1:11.446	2:31.553	1:11.814	1:11.575	1:11.331	1:11.122	
		1:11.139	1:11.485	1:11.740	1:10.941	1:11.000					
27	ARNAGE	-	1:11.086	1:11.247	1:11.611	1:08.783	2:17.240	1:11.318	1:11.115	1:11.063	1:11.288
		1:11.261	1:11.068	1:06.910	2:17.173	1:11.831	1:11.588	1:11.365	1:11.522	1:11.153	
		1:11.109	1:10.883	2:04.460	1:11.444	1:11.154	1:10.968				
2	TEAM HALL FLEURS	-	2:31.344	1:12.855	1:12.470	1:11.758	1:11.633	1:11.819	1:11.467	1:14.039	1:11.874
		1:09.962	4:07.808	1:11.668	1:12.197	1:10.983	1:11.961	1:11.428	1:11.423	1:11.048	
		1:12.638	1:12.348	1:11.254	1:11.058	1:11.574					
34	ERK TEAM	-	2:51.021	1:11.736	1:11.762	1:11.494	1:11.424	1:11.278	1:11.374	1:07.334	1:11.346
		1:34.094	2:09.285	1:11.427	1:11.278	1:11.213	1:11.389	1:09.311	2:29.558	1:11.243	
		1:10.998	1:11.012	1:11.221							
31	CAPFINANCES 2	-	1:12.665	1:12.067	1:12.044	1:12.007	2:33.855	1:11.664	1:11.640	1:11.002	1:11.939
		1:11.899	1:12.464	1:12.191	1:11.566	1:12.597	1:12.069	1:11.134	1:06.952	2:23.541	
		1:11.802	1:11.813	1:11.722	1:11.569	1:12.080	1:12.862				
3	ORKA RACING	-	2:44.904	1:11.722	1:11.199	1:11.437	1:11.102	1:11.169	1:11.216	1:11.026	1:11.343
		1:11.227	1:09.933	2:25.234	1:11.522	1:11.373	1:11.730	1:11.322	1:11.417	1:11.474	
		1:11.344	1:11.237	1:11.489	1:11.271	1:11.308	1:11.276				
17	TEAM SVI	-	1:11.745	1:11.154	1:11.209	1:11.044	1:13.545	2:42.602	1:11.832	1:12.321	1:11.975
		1:12.769	1:11.671	1:07.690	2:20.960	1:12.087	1:12.376	1:11.685	1:11.860	1:23.391	
		2:26.690	1:12.957	1:11.918	1:13.001						
9	BROUETTE TEAM	-	1:11.520	1:11.867	1:11.445	1:11.317	1:11.593	1:10.970	3:00.141	1:11.973	1:11.600
		1:11.291	1:11.975	1:11.365	1:11.476	1:11.736	1:13.152	2:47.235	1:11.992	1:11.549	
		1:11.434	1:11.375	1:11.167	1:12.479	1:11.246					
5	CAEN VERANDAS	-	1:12.392	1:12.744	1:12.205	1:12.043	1:08.125	3:56.870	1:11.611	1:11.730	1:11.954
		1:11.552	1:11.500	1:11.489	1:12.004	1:11.222	1:22.005	3:41.238	1:12.544	1:12.096	
		1:12.007	1:11.733	1:12.404							
20	ESME RACING TEAM	-	1:12.545	1:11.983	1:12.011	1:11.990	1:11.961	1:11.859	1:11.941	1:11.953	1:12.176
		1:11.594	1:11.481	1:12.317	1:07.154	2:22.914	1:12.818	1:12.123	1:12.062	1:14.690	


MEILLEURS TEMPS - 390

Record de la piste : MATHIS - 1:09.161

Jour : POPEYE RACING TEAM - 1:10.607

Semaine : MATHIS - 1:09.223

Mois : MATHIS - 1:09.223



Kart	Equipe	1	2	3	4	5	6	7	8	9	Moy.
		1:13.186	1:12.988	<b>1:11.341</b>	1:11.835	1:12.021	1:11.402	1:11.777			
10	CAPFINANCES 1	-	<b>Z</b> :24.812	2:50.936	1:12.439	1:11.930	1:11.844	1:11.439	<b>1:11.384</b>	1:11.807	1:11.931
		1:11.552	<b>Z</b> :06.455	2:21.805	1:12.013	1:12.698	1:11.880	1:12.033	1:11.731	1:12.813	
		1:12.999	1:11.653	1:11.534	1:11.554	1:11.461					
28	SPRINT KART	-	1:14.391	1:14.210	1:13.940	1:13.310	1:13.211	1:14.721	<b>Z</b> :10.916	2:25.967	1:12.552
		1:12.098	1:11.916	1:12.119	1:11.908	1:11.834	<b>Z</b> :14.286	2:35.424	1:12.010	1:12.295	
		1:11.650	1:11.740	1:11.612	<b>1:11.468</b>	1:11.515					
26	INFINY TEAM	-	2:27.192	1:12.013	1:16.866	1:12.080	1:11.983	1:12.014	<b>Z</b> :08.732	2:23.165	1:12.205
		1:12.398	1:11.717	1:11.649	1:11.847	<b>1:11.546</b>	<b>Z</b> :23.143	2:29.979	1:12.233	1:11.940	
		1:12.062	1:11.865	1:11.803	1:11.706	1:11.773					
12	TEAM KART HEROES	-	1:13.384	1:12.899	1:12.802	1:12.435	1:12.460	1:13.433	<b>Z</b> :08.793	2:41.999	1:12.455
		1:12.696	1:12.794	1:12.283	1:12.427	<b>Z</b> :09.595	2:35.627	1:12.034	1:12.618	1:12.204	
		1:12.112	1:12.166	1:11.803	1:12.037	<b>1:11.608</b>					
14	GET 51	-	<b>Z</b> :29.828	2:35.392	1:12.814	1:12.760	1:12.217	1:12.542	1:12.108	1:13.033	1:12.152
		<b>Z</b> :09.377	2:41.366	<b>1:11.629</b>	1:11.758	1:12.300	1:12.098	1:11.667	1:11.879	1:11.943	
		1:11.910	1:12.251	1:11.839	1:12.070	1:11.934					
19	POUET POUET 5.0	-	1:14.065	1:13.439	1:13.205	1:13.251	1:12.543	<b>Z</b> :11.394	2:15.623	1:12.120	1:12.633
		1:12.368	1:12.386	1:12.882	1:12.364	1:12.578	1:12.150	<b>Z</b> :08.324	2:15.415	1:12.758	
		1:12.087	1:13.121	<b>1:11.825</b>	1:12.955	1:11.843	1:12.093				
15	BRICORAMA FUNBRIC	-	1:13.906	1:14.260	<b>Z</b> :12.178	2:46.768	1:12.112	1:12.881	1:12.913	1:12.067	1:12.695
		<b>Z</b> :08.967	2:28.843	1:13.428	1:12.606	1:12.653	1:13.584	1:12.263	<b>Z</b> :09.574	2:30.399	
		<b>1:11.884</b>	1:12.222	1:12.152	1:12.142	1:12.049					
36	TEAM DRIVER FILLES	-	<b>Z</b> :10.583	2:40.604	1:12.289	1:12.665	1:12.704	1:12.889	<b>Z</b> :14.154	2:30.333	1:12.642
		1:12.037	1:12.213	1:12.328	<b>1:11.896</b>	1:12.457	<b>Z</b> :19.041	3:02.625	1:13.585	1:12.583	
		1:13.711	1:12.238	1:12.529	1:13.512						
22	STRATEGIE	-	<b>Z</b> :18.361	2:37.126	1:12.680	1:12.787	1:12.442	1:12.639	1:12.673	1:13.113	1:13.107
		<b>1:11.901</b>	<b>Z</b> :13.661	2:16.625	1:16.699	1:13.829	1:13.811	<b>Z</b> :14.991	2:32.317	1:12.787	
		1:12.624	1:12.532	1:13.272	1:12.790	1:13.140					

MEILLEURS TEMPS - 390

Record de la piste : MATHIS - 1:09.161

Jour : POPEYE RACING TEAM - 1:10.607


Semaine : MATHIS - 1:09.223

Mois : MATHIS - 1:09.223

Circuit de l'Europe - Piste Karting sens normal

Page 3 / 4

27/09/2023 - Apex Timing GoKarts 4.41.20



Kart	Equipe	1	2	3	4	5	6	7	8	9	Moy.
21	TEAM DRIVER GARCO	-	1:18.257	3:06.791	1:13.372	1:13.597	1:13.491	1:16.302	2:45.168	1:12.967	1:13.137
		1:13.230	1:12.723	1:07.945	39.219	1:14.735	1:12.111	1:12.209	1:12.292	1:20.397	
		2:52.781	1:13.026	1:13.751	1:13.277						
7	ORKA LION	-	2:47.978	1:12.731	1:12.355	1:14.907	2:46.145	1:13.451	1:13.241	1:13.005	1:12.899
		1:12.590	1:10.587	2:29.341	1:14.242	1:13.101	2:40.175	1:12.232	1:12.285	1:14.006	
		1:12.211	1:12.477	1:12.865							
18	QUINN KART	-	1:12.971	1:29.239	2:20.256	1:13.874	1:13.159	1:12.709	1:09.176	2:38.913	1:13.092
		1:12.420	1:12.912	1:12.525	1:14.859	1:12.629	1:16.707	2:38.364	1:13.403	1:12.531	
		1:13.203	1:13.535	1:12.841	1:12.378	1:13.536					
30	AS FLEXI	-	2:46.750	1:13.747	1:13.840	1:14.030	1:13.219	1:13.445	1:13.308	2:25.594	1:13.143
		1:13.915	1:13.035	1:12.992	1:13.056	1:12.929	1:12.430	2:52.611	1:12.762	1:12.631	
		1:12.915	1:12.641	1:12.749	1:12.392						
16	ESR CTA 2	-	1:16.543	1:14.391	1:13.694	1:13.129	1:13.404	1:09.237	2:33.958	1:15.378	1:13.759
		1:13.327	1:13.534	1:13.279	1:14.252	1:13.066	1:18.114	2:29.030	1:13.377	1:13.398	
		1:13.458	1:13.667	1:13.123	1:12.886						
23	DIX DE DER	-	1:14.879	1:26.173	2:49.049	1:14.238	1:13.937	1:14.505	1:14.370	1:35.166	1:15.102
		2:51.568	1:18.719	1:21.934	1:15.706	1:15.280	1:12.371	2:47.796	1:14.148	1:13.945	
		1:12.965	1:12.987	1:13.816							
24	FLORNOY FERRI	-	1:15.751	1:15.161	1:26.942	1:15.549	1:14.962	2:47.420	1:13.887	1:13.785	1:15.548
		1:13.905	1:14.935	1:13.029	1:22.944	2:44.525	1:15.268	1:15.785	1:14.774	1:14.677	
		1:14.894	1:14.888								
35	ORKA COOL	-	1:32.283	2:42.447	1:14.298	1:14.119	1:11.755	2:43.623	1:14.876	1:14.115	1:14.761
		1:13.632	1:09.534	2:51.185	1:14.903	1:14.531	1:15.378	1:14.878	1:14.835	2:47.956	
		1:15.893	1:15.755								