

COURSE DE NOEL

resultats


Q1

10/12/2023 - 14:26

Cl	Kart	Equipe	Ecart	Meilleur Tour	Tours
1	3	ERK TEAM		1:24.092	21
2	21	NDGR	1.596	1:25.688	20
3	5	C E 76	1.624	1:25.716	20
4	16	EMSL 3	1.867	1:25.959	20
5	22	BLUE TEAM RACING	2.307	1:26.399	19
6	44	EMSL 4	2.862	1:26.954	20
7	8	TEAM ONSEN	3.246	1:27.338	19
8	27	EMSL 1	3.289	1:27.381	20
9	2	LES POTTES	3.321	1:27.413	19
10	10	PORCS AMSTERDAM	3.427	1:27.519	19
11	47	TEAM DRIVER GARCONS	3.624	1:27.716	20
12	50	ASIP2	3.888	1:27.980	20
13	36	LES BILOUTES	4.189	1:28.281	19
14	14	TEAM BKZ AUTO N°2	4.215	1:28.307	20
15	42	LES BOSGUEVILLEURS	4.335	1:28.427	20
16	28	EMSL 2	4.369	1:28.461	20
17	32	TEAM BKZ AUTO N°1	4.518	1:28.610	19
18	23	ASIP1	4.610	1:28.702	19
19	19	LES CAISSES A SAVON	5.007	1:29.099	19
20	34	LES FLOCONS D'OR	5.081	1:29.173	19
21	20	TEAM BKZ AUTO N°3	5.159	1:29.251	19
22	40	TEAM ELEC 1	5.709	1:29.801	19
23	33	JONATHAN & GWENDOLINE	6.171	1:30.263	18
24	4	FLORNOY FERRI 1	6.266	1:30.358	19
25	29	TEAM ELEC 2	6.371	1:30.463	6
26	49	DIX DE DER 2	6.676	1:30.768	18
27	26	DIX DE DER 1	6.749	1:30.841	17
28	39	PORCS MARSEILLE	7.331	1:31.423	18
29	17	FLORNOY FERRI 2	8.242	1:32.334	16
30	9	FLORNOY FERRI 3	9.498	1:33.590	17
31	15	TEAM ELEC 3	9.897	1:33.989	18
32	24	ZZZZZ	16.419	1:40.511	16

Historique des temps


Kart	Equipe	1	2	3	4	5	6	7	8	9	10	Moy.
3	ERK TEAM	1:55.048	1:27.480	1:25.093	1:25.912	1:25.642	1:25.049	1:33.787	1:26.538	1:24.971	≥1:19.382	1:25.752
		2:40.129	1:24.612	1:25.165	1:26.754	1:24.646	1:24.552	1:24.671	1:24.092	1:24.682	1:24.147	
21	NDGR	1:32.676	1:31.786	1:30.888	1:29.424	1:32.687	1:29.360	1:29.353	1:29.725	≥1:23.544	3:08.275	1:29.250
		1:29.278	1:27.946	1:33.616	1:26.937	1:27.039	1:26.580	1:27.477	1:26.802	1:25.688		
5	C E 76	1:32.271	1:33.667	1:30.905	1:30.805	1:32.058	1:30.327	1:29.711	1:29.441	≥1:23.774	2:34.879	1:29.879
		1:29.785	1:28.665	1:29.052	1:29.085	≥1:22.917	2:28.367	1:26.819	1:25.716	≥1:21.942		
16	EMSL 3	1:28.692	1:28.238	1:27.272	1:26.819	1:26.767	1:26.291	1:25.959	1:27.254	1:26.083	1:26.371	1:28.037
		≥1:28.735	2:56.570	1:28.652	1:29.955	1:30.947	1:28.560	1:29.013	1:31.829	1:27.941		
22	BLUE TEAM RACING	1:28.250	1:29.990	1:28.359	1:28.190	1:29.154	1:28.850	1:27.889	1:26.399	1:27.842	1:26.699	1:28.471
		≥1:22.509	≥2:56.457	2:35.317	1:32.475	1:29.028	1:27.700	1:28.335	1:27.914			
44	EMSL 4	1:29.971	1:41.433	1:29.080	1:28.202	1:28.375	1:35.152	1:26.954	1:28.256	1:28.937	≥1:23.680	1:29.536
		2:34.082	1:29.402	1:28.606	1:28.199	1:28.229	1:28.696	1:27.827	1:27.491	1:27.314		
8	TEAM ONSEN	1:50.990	1:34.338	1:32.249	1:33.405	1:30.877	1:34.421	1:34.047	1:32.285	1:34.499	≥1:29.030	1:32.485



COURSE DE NOEL

resultats


Kart	Equipe	1	2	3	4	5	6	7	8	9	10	Moy.
		3:05.874	1:28.937	1:30.216	1:28.733	1:29.230	1:27.338	1:28.576	1:29.624			
27	EMSL 1	1:31.298	1:31.038	1:29.489	1:28.411	1:27.621	1:29.257	1:27.957	1:23.392	2:38.192	1:33.017	1:29.614
		1:30.106	1:28.785	1:28.956	1:28.714	1:34.903	1:28.881	1:28.169	1:27.381	1:29.460		
2	LES POTTES	1:28.930	1:27.492	1:27.413	1:27.587	1:28.279	1:23.547	2:59.042	1:31.660	1:31.442	1:31.464	1:29.283
		1:28.019	1:24.805	2:41.242	1:32.082	1:30.343	1:28.563	1:28.872	1:27.816			
10	PORCS AMSTERDAM	1:31.660	1:31.500	1:30.157	1:29.426	1:31.406	1:30.103	1:28.914	1:29.585	1:29.131	1:20.958	1:30.407
		2:43.582	1:35.671	1:32.612	1:31.138	1:28.397	1:29.042	1:30.254	1:27.519			
47	TEAM DRIVER GARC	1:33.533	1:31.961	1:30.720	1:29.701	1:29.961	1:29.811	1:31.416	1:28.405	1:27.716	1:23.492	1:30.593
		2:26.407	1:30.602	1:30.847	1:30.049	1:33.527	1:29.916	1:29.712	1:30.422	1:31.790		
50	ASIP2	1:34.193	1:32.540	1:32.666	1:36.044	1:32.999	1:31.836	2:30.618	1:28.431	1:28.905	1:31.566	1:30.717
		1:28.224	1:27.980	1:23.119	2:39.586	1:31.668	1:29.495	1:28.445	1:29.048	1:28.558		
36	LES BILOUTES	1:49.725	1:41.051	1:38.718	1:38.628	1:44.780	1:38.701	1:35.759	1:35.685	1:31.555	2:48.128	1:35.480
		1:29.766	1:29.862	1:29.335	1:32.822	1:28.990	1:37.265	1:28.281	1:28.320			
14	TEAM BKZ AUTO N°2	1:38.172	1:30.692	1:29.616	1:29.090	1:30.462	1:33.474	1:35.901	1:30.062	1:29.697	1:23.996	1:30.844
		2:59.149	1:30.766	1:31.654	1:29.990	1:29.714	1:28.307	1:28.400	1:28.407	1:29.945		
42	LES BOSGUEVILLEU	1:33.780	1:51.946	1:31.217	1:32.491	1:29.478	1:31.337	1:30.111	1:30.613	1:25.103	2:34.193	1:32.443
		1:32.693	1:30.412	1:29.752	1:28.427	1:30.441	1:29.368	1:32.751	1:29.526	1:37.193		
28	EMSL 2	1:36.277	1:34.821	1:32.154	1:31.874	1:32.295	1:31.875	1:31.404	1:31.099	1:28.003	2:36.454	1:31.178
		1:31.047	1:31.929	1:30.541	1:29.927	1:29.751	1:29.060	1:28.461	1:28.778	1:28.740		
32	TEAM BKZ AUTO N°1	1:37.146	1:39.366	1:37.154	1:30.393	1:31.060	1:31.460	1:31.845	1:33.328	1:30.390	1:30.698	1:32.226
		2:47.064	1:31.788	1:29.038	1:28.839	1:34.314	1:31.379	1:28.610	1:29.520			
23	ASIP1	1:33.812	1:38.134	1:31.660	1:31.430	1:30.029	1:29.980	1:34.908	1:29.662	1:28.702	1:27.290	1:32.883
		2:50.755	1:45.307	1:35.695	1:34.269	1:30.398	1:30.014	1:29.782	1:32.355			
19	LES CAISSES A SAV	1:41.527	1:35.104	1:35.067	1:33.941	1:32.962	1:28.356	2:37.467	1:30.755	1:30.899	1:30.743	1:32.503
		1:29.099	1:29.574	2:27.943	1:32.547	1:30.968	1:32.116	1:29.906	1:29.409			
34	LES FLOCONS D'OR	1:31.862	1:30.725	1:30.730	1:37.075	1:29.431	1:38.526	1:29.755	1:29.173	1:34.938	1:29.943	1:32.476
		1:26.763	3:25.499	1:31.946	1:40.752	1:30.567	1:31.193	1:32.517	1:30.498			
20	TEAM BKZ AUTO N°3	1:35.945	1:37.781	1:34.875	1:43.139	1:44.713	1:35.147	1:44.888	1:35.860	1:28.738	2:34.885	1:35.749
		1:34.522	1:32.102	1:33.028	1:37.262	1:32.147	1:30.713	1:29.251	1:30.625			
40	TEAM ELEC 1	1:33.660	1:30.740	1:29.801	1:33.180	1:35.102	1:30.123	1:32.674	1:37.105	1:30.249	1:26.885	1:33.628
		2:59.108	1:37.501	1:35.152	1:35.140	1:32.951	1:39.360	1:32.705	1:32.605			
33	JONATHAN & GWEN	1:54.950	1:37.082	1:39.632	1:36.464	1:35.396	1:34.727	1:32.583	1:35.364	1:34.598	1:29.694	1:35.524
		3:17.716	1:34.868	1:32.955	1:31.061	1:32.194	1:30.727	1:30.263				
4	FLORNOY FERRI 1	1:35.499	1:32.472	1:33.444	1:31.624	1:36.839	1:32.513	1:31.971	1:32.423	1:31.515	1:27.202	1:32.630
		3:01.555	1:32.306	1:34.217	1:33.690	1:31.517	1:30.659	1:30.358	1:31.040			
29	TEAM ELEC 2	1:41.296	1:31.296	1:30.463	1:48.338	1:33.265						1:36.931
49	DIX DE DER 2	1:34.857	1:35.572	1:32.819	1:33.549	1:33.230	1:33.812	1:28.782	3:17.462	1:43.133	1:33.120	1:35.262
		1:30.768	1:26.677	2:43.965	1:42.373	1:34.448	1:31.652	1:39.079				
26	DIX DE DER 1	1:47.493	1:47.245	1:42.611	1:41.546	1:37.503	3:27.717	1:38.400	1:50.943	1:31.033	1:29.006	1:38.278
		2:45.348	1:32.867	1:33.389	1:31.846	1:31.126	1:30.841					
39	PORCS MARSEILLE	1:32.817	1:35.694	1:31.417	1:31.073	1:28.995	1:36.418	1:32.219	1:38.560	1:30.248	1:28.758	1:41.587
		1.842	2:43.399	1:47.640	1:45.454	3:18.866	1:32.948	1:34.554	1:36.607	1:33.646		
17	FLORNOY FERRI 2	1:38.631	1:34.387	1:33.131	1:52.406	1:32.334	1:29.871	4:02.774	1:55.102	1:42.851	1:38.622	1:40.294
		3:19.503	1:39.137	1:32.931	1:44.185	1:38.147						
9	FLORNOY FERRI 3	1:50.804	1:59.824	1:53.891	1:48.367	1:42.135	1:51.624	3:00.356	1:39.970	1:48.539	1:38.829	1:44.269
		1:29.586	2:49.699	1:38.115	1:36.509	1:40.655	1:33.590					
15	TEAM ELEC 3	1:47.946	1:36.781	1:35.795	1:34.732	1:45.015	1:39.569	1:34.870	1:35.618	1:33.989	1:28.115	1:40.932
		3:05.083	1:38.223	2:20.615	1:38.678	1:37.328	1:37.683	1:37.139				
24	ZZZZZ	1:41.467	2:01.414	1:48.726	1:53.217	1:47.437	1:40.511	1:42.245	1:45.914	1:50.318	1:35.843	1:52.808



COURSE DE NOEL

resultats

Kart	Equipe	1	2	3	4	5	6	7	8	9	10	Moy.
		3:56.548	2:08.257	1:56.363	2:02.928	2:07.711						



COURSE DE NOEL

resultats


Q2

10/12/2023 - 15:06

Clit	Kart	Equipe	Ecart	Meilleur Tour	Tours
1	3	ERK TEAM		1:22.565	4
2	10	PORCS AMSTERDAM	1.629	1:24.194	5
3	16	EMSL 3	1.792	1:24.357	5
4	22	BLUE TEAM RACING	2.422	1:24.987	4
5	27	EMSL 1	2.774	1:25.339	4
6	44	EMSL 4	2.807	1:25.372	5
7	32	TEAM BKZ AUTO N°1	3.109	1:25.674	5
8	8	TEAM ONSEN	3.478	1:26.043	5
9	21	NDGR	3.517	1:26.082	4
10	47	TEAM DRIVER GARCONS	3.610	1:26.175	5
11	2	LES POTTES	3.896	1:26.461	4
12	23	ASIP1	4.072	1:26.637	4
13	5	C E 76	4.116	1:26.681	4
14	14	TEAM BKZ AUTO N°2	4.235	1:26.800	4
15	50	ASIP2	4.394	1:26.959	4
16	36	LES BILOUTES	4.584	1:27.149	4
17	42	LES BOSGUEVILLEURS	4.612	1:27.177	4
18	19	LES CAISSES A SAVON	4.832	1:27.397	4
19	34	LES FLOCONS D'OR	4.898	1:27.463	4
20	28	EMSL 2	5.175	1:27.740	4
21	40	TEAM ELEC 1	5.712	1:28.277	4
22	20	TEAM BKZ AUTO N°3	6.535	1:29.100	4

Historique des temps

Kart	Equipe	1	2	3	4	5	6	7	8	9	10	Moy.
3	ERK TEAM	-	1:23.231	1:23.736	1:22.565							1:23.177
10	PORCS AMSTERDAM	-	1:25.677	1:25.459	1:24.881	1:24.194						1:25.052
16	EMSL 3	-	1:25.479	1:25.157	1:24.357	1:24.398						1:24.847
22	BLUE TEAM RACING	-	1:26.257	1:24.987	1:25.467							1:25.570
27	EMSL 1	-	1:26.250	1:25.439	1:25.339							1:25.676
44	EMSL 4	-	1:26.478	1:26.061	1:25.372	1:26.817						1:26.182
32	TEAM BKZ AUTO N°1	-	1:28.453	1:26.558	1:25.838	1:25.674						1:26.630
8	TEAM ONSEN	-	1:28.309	1:26.685	1:27.511	1:26.043						1:27.137
21	NDGR	-	1:34.043	1:26.260	1:26.082							1:28.795
47	TEAM DRIVER GARC	-	1:26.400	1:26.175	1:26.302	1:26.198						1:26.268
2	LES POTTES	-	1:26.951	1:27.716	1:26.461							1:27.042
23	ASIP1	-	1:27.252	1:26.637	1:27.377							1:27.088
5	C E 76	-	1:26.789	1:42.509	1:26.681							1:31.993
14	TEAM BKZ AUTO N°2	-	1:28.093	1:26.800	1:27.610							1:27.501
50	ASIP2	-	1:27.376	1:26.990	1:26.959							1:27.108
36	LES BILOUTES	-	1:28.857	1:27.149	1:27.713							1:27.906
42	LES BOSGUEVILLEL	-	1:28.898	1:27.728	1:27.177							1:27.934
19	LES CAISSES A SAV	-	1:29.909	1:28.844	1:27.397							1:28.716
34	LES FLOCONS D'OR	-	1:28.589	1:27.463	1:27.800							1:27.950
28	EMSL 2	-	1:28.882	1:27.740	1:27.819							1:28.147
40	TEAM ELEC 1	-	1:28.464	1:28.277	1:29.834							1:28.858
20	TEAM BKZ AUTO N°3	-	1:39.996	1:29.237	1:29.100							1:32.777



COURSE DE NOEL

resultats


Q3

10/12/2023 - 15:18

Clit	Kart	Equipe	Ecart	Meilleur Tour	Tours
1	3	ERK TEAM		1:22.180	5
2	2	LES POTTES	1.932	1:24.112	5
3	10	PORCS AMSTERDAM	1.944	1:24.124	4
4	44	EMSL 4	2.390	1:24.570	4
5	21	NDGR	2.540	1:24.720	4
6	22	BLUE TEAM RACING	2.571	1:24.751	5
7	27	EMSL 1	2.711	1:24.891	5
8	16	EMSL 3	3.098	1:25.278	4
9	32	TEAM BKZ AUTO N°1	3.289	1:25.469	4
10	23	ASIP1	3.811	1:25.991	5
11	47	TEAM DRIVER GARCONS	4.336	1:26.516	4
12	8	TEAM ONSEN	6.494	1:28.674	4

Historique des temps

Kart	Equipe	1	2	3	4	5	6	7	8	9	10	Moy.
3	ERK TEAM	-	1:23.984	1:22.848	1:22.673	1:22.180						1:22.921
2	LES POTTES	-	1:24.803	1:24.112	1:25.082	1:26.123						1:25.030
10	PORCS AMSTERDAM	-	1:26.428	1:26.711	1:24.124							1:25.754
44	EMSL 4	-	1:26.606	1:25.807	1:24.570							1:25.661
21	NDGR	-	1:24.786	1:28.832	1:24.720							1:26.112
22	BLUE TEAM RACING	-	1:25.775	1:24.751	1:25.238	1:24.798						1:25.140
27	EMSL 1	-	1:26.364	1:25.465	1:24.891	1:24.907						1:25.406
16	EMSL 3	-	1:26.050	1:25.278	1:25.370							1:25.566
32	TEAM BKZ AUTO N°1	-	1:27.541	1:26.067	1:25.469							1:26.359
23	ASIP1	-	1:27.659	1:26.165	1:26.494	1:25.991						1:26.577
47	TEAM DRIVER GARC	-	1:29.872	1:27.567	1:26.516							1:27.985
8	TEAM ONSEN	-	1:31.298	1:28.674	1:29.448							1:29.806



COURSE DE NOEL

resultats

COURSE

10/12/2023 - 15:57

Clé	Kart	Equipe	Tours	Ecart	Interv.	Meilleur Tour	km/h	Temps moyen	Péna.
1	3	ERK TEAM	83			1:18.626	49.78	1:23.219	
2	16	EMSL 3	82	1 Tour	1 Tour	1:20.417	48.75	1:25.088	
3	22	BLUE TEAM RACING	82	1 Tour	0.259	1:20.539	48.75	1:25.035	
4	5	C E 76	82	1 Tour	17.192	1:19.556	48.64	1:25.214	
5	27	EMSL 1	81	2 Tours	1 Tour	1:20.620	48.54	1:25.292	
6	21	NDGR	81	2 Tours	4.675	1:20.369	48.51	1:25.526	
7	44	EMSL 4	81	2 Tours	15.613	1:21.009	48.40	1:25.468	
8	2	LES POTTES	81	2 Tours	20.579	1:21.865	48.26	1:25.676	
9	10	PORCS AMSTERDAM	81	2 Tours	10.840	1:20.539	48.19	1:25.836	
10	50	ASIP2	80	3 Tours	1 Tour	1:20.626	47.89	1:26.362	
11	42	LES BOSGUEVILLEURS	80	3 Tours	15.438	1:21.876	47.78	1:26.797	
12	11	EMSL 2	80	3 Tours	13.671	1:21.894	47.69	1:26.475	
13	14	TEAM BKZ AUTO N°2	80	3 Tours	6.827	1:20.307	47.65	1:26.166	
14	47	TEAM DRIVER GARCONS	80	3 Tours	17.130	1:20.214	47.54	1:26.913	
15	23	ASIP1	79	4 Tours	1 Tour	1:20.619	47.36	1:26.647	1 Tr
16	34	LES FLOCONS D'OR	79	4 Tours	24.563	1:21.518	47.20	1:27.159	
17	40	TEAM ELEC 1	79	4 Tours	26.026	1:22.218	47.03	1:28.031	
18	32	TEAM BKZ AUTO N°1	79	4 Tours	1.276	1:20.279	47.02	1:25.825	2 Trs
19	19	LES CAISSES A SAVON	79	4 Tours	10.482	1:21.934	46.95	1:27.879	
20	8	TEAM ONSEN	79	4 Tours	19.378	1:22.223	46.83	1:28.638	
21	36	LES BILOUTES	78	5 Tours	1 Tour	1:21.070	46.68	1:28.734	
22	4	FLORNOY FERRI 1	78	5 Tours	45.704	1:21.610	46.38	1:28.701	
23	20	TEAM BKZ AUTO N°3	77	6 Tours	1 Tour	1:22.940	46.04	1:29.337	
24	49	DIX DE DER 2	77	6 Tours	31.015	1:22.753	45.84	1:30.202	
25	33	JONATHAN & GWENDOLINE	77	6 Tours	9.177	1:21.632	45.79	1:30.028	
26	39	PORCS MARSEILLE	76	7 Tours	1 Tour	1:21.875	45.40	1:28.925	1 Tr
27	15	TEAM ELEC 3	76	7 Tours	23.085	1:23.938	45.26	1:31.306	
28	17	FLORNOY FERRI 2	76	7 Tours	32.442	1:23.800	45.05	1:30.907	
29	26	DIX DE DER 1	75	8 Tours	1 Tour	1:23.737	44.95	1:31.367	
30	29	TEAM ELEC 2	75	8 Tours	47.822	1:24.264	44.65	1:28.810	3 Trs
31	9	FLORNOY FERRI 3	72	11 Tours	3 Tours	1:27.481	42.94	1:35.440	
32	24	ZZZZZ	65	18 Tours	7 Tours	1:29.192	38.92	1:42.094	

Pénalités

Heure	Equipe	Pénalité	Motif
00:21	TEAM ELEC 2	3 Tours	Passage au stand en 00:53 (Tour 14)
00:44	PORCS MARSEILLE	1 Tour	Passage au stand en 00:59 (Tour 29)
01:36	ASIP1	1 Tour	Passage au stand en 00:59 (Tour 64)
01:46	TEAM BKZ AUTO N°1	2 Tours	Passage au stand en 00:57 (Tour 71)

Historique des temps


Kart	Equipe	1	2	3	4	5	6	7	8	9	10	Moy.
3	ERK TEAM	1:28.348	1:23.666	1:23.981	1:25.183	1:23.604	1:23.375	1:22.618	1:22.926	1:22.081	1:22.014	1:23.219
		1:21.681	1:21.980	1:22.146	1:21.252	1:21.300	1:21.245	1:15.794	2:23.278	1:20.932	1:21.117	
		1:21.669	1:15.532	2:24.185	1:20.916	1:21.631	1:20.240	1:20.003	1:19.860	1:22.232	1:20.011	
		1:22.040	1:19.958	1:19.909	1:21.215	1:19.952	1:21.607	1:21.328	1:20.151	1:20.688	1:19.900	
		1:18.987	1:18.626	1:19.214	1:13.719	2:26.402	1:24.142	1:25.199	1:24.771	1:24.508	1:23.950	
		1:24.956	1:24.479	1:24.290	1:24.236	1:23.698	1:24.541	1:25.011	1:25.086	1:24.515	1:25.049	
		1:25.493	1:25.454	1:25.069	1:23.845	1:18.530	2:42.454	1:25.314	1:24.103	1:24.638	1:25.723	



COURSE DE NOEL

resultats

Kart	Equipe	1	2	3	4	5	6	7	8	9	10	Moy.
		1:25.071	1:24.439	1:24.718	1:20.275	2:26.983	1:24.562	1:25.311	1:25.335	1:24.582	1:23.680	
		1:24.152	1:26.462	1:39.027								
16	EMSL 3	1:37.382	1:29.015	1:26.780	1:28.298	1:27.174	1:25.423	1:26.347	1:25.788	1:24.771	1:25.272	1:25.088
		1:23.592	1:22.786	1:23.116	1:22.894	1:22.647	1:23.400	1:19.081	2:31.616	1:25.631	1:22.724	
		1:23.229	1:23.331	1:16.661	2:24.955	1:21.740	1:20.876	1:24.121	1:21.304	1:21.052	1:21.989	
		1:20.417	1:21.285	1:23.554	1:24.581	1:23.331	1:24.076	1:23.126	1:21.370	1:22.510	1:22.188	
		1:18.555	2:26.655	1:22.675	1:24.502	1:26.079	1:26.002	1:26.130	1:26.016	1:26.119	1:25.399	
		1:19.985	2:28.055	1:24.977	1:25.984	1:26.034	1:25.969	1:26.716	1:25.967	1:25.890	1:22.114	
		2:29.447	1:25.786	1:25.296	1:25.457	1:26.427	1:26.016	1:25.650	1:25.618	1:26.136	1:25.615	
		1:24.970	1:27.380	1:24.899	1:31.743	1:25.597	1:25.661	1:25.199	1:33.403	1:25.635	1:25.926	
		1:26.033	1:26.352									
22	BLUE TEAM RACING	1:30.750	1:25.335	1:25.931	1:26.798	1:25.014	1:24.667	1:25.788	1:23.316	1:24.033	1:23.345	1:25.035
		1:23.078	1:22.749	1:30.049	1:24.168	1:22.516	1:24.453	1:24.152	1:22.208	1:22.068	1:22.814	
		1:25.969	1:23.565	1:20.411	1:19.565	2:26.278	1:23.566	1:22.735	1:23.171	1:21.402	1:21.800	
		1:21.475	1:21.177	1:23.353	1:21.688	1:23.021	1:22.492	1:22.266	1:22.538	1:21.724	1:21.266	
		1:21.662	1:20.539	1:22.275	1:22.720	1:20.124	2:28.301	1:28.287	1:26.883	1:27.340	1:26.629	
		1:27.464	1:27.001	1:27.135	1:25.589	1:26.751	1:26.922	1:26.415	1:26.143	1:27.188	1:26.537	
		1:26.754	1:29.051	1:26.159	1:22.087	1:24.060	2:30.975	1:27.259	1:27.935	1:27.703	1:26.599	
		1:26.364	1:27.176	1:30.545	1:26.911	1:26.610	1:26.450	1:26.053	1:27.074	1:25.836	1:25.666	
		1:25.185	1:27.392									
5	C E 76	1:34.452	1:28.518	1:28.704	1:27.910	1:26.761	1:26.047	1:26.052	1:26.113	1:24.685	1:25.971	1:25.214
		1:24.228	1:25.448	1:24.370	1:24.305	1:23.812	1:20.288	2:25.923	1:22.142	1:27.464	1:23.846	
		1:22.022	1:21.796	1:20.623	1:22.036	1:20.998	1:20.573	1:20.308	1:20.345	1:19.556	1:20.102	
		1:15.553	2:25.152	1:23.588	1:24.591	1:25.311	1:24.484	1:25.049	1:23.610	1:23.358	1:25.750	
		1:23.023	1:22.175	1:23.756	1:19.004	2:30.283	1:27.785	1:25.462	1:26.524	1:25.333	1:25.536	
		1:24.813	1:23.815	1:25.127	1:26.793	1:27.407	1:25.102	1:20.096	2:32.899	1:28.856	1:28.353	
		1:31.951	1:27.426	1:28.242	1:28.223	1:27.258	1:27.261	1:28.054	1:25.083	2:29.883	1:26.219	
		1:25.266	1:24.765	1:25.501	1:24.566	1:26.085	1:26.104	1:25.114	1:25.371	1:25.991	1:25.518	
		1:25.205	1:26.523									
27	EMSL 1	1:39.935	1:27.461	1:27.972	1:27.258	1:27.700	1:26.343	1:25.496	1:24.595	1:20.374	2:26.733	1:25.292
		1:23.934	1:23.838	1:24.540	1:22.320	1:22.972	1:22.347	1:22.858	1:23.619	1:23.071	1:22.513	
		1:23.209	1:21.603	1:21.017	1:21.134	1:21.644	1:21.141	1:21.775	1:22.555	1:20.868	1:22.260	
		1:20.620	1:15.837	2:28.193	1:23.814	1:24.003	1:23.550	1:23.874	1:23.121	1:21.823	1:22.792	
		1:21.604	1:22.651	1:23.415	1:23.240	1:26.392	1:27.407	1:27.055	1:27.288	1:27.742	1:31.154	
		1:27.116	1:21.889	2:31.904	1:27.292	1:29.582	1:26.667	1:26.001	1:26.163	1:25.555	1:26.691	
		1:30.775	1:27.729	1:25.568	1:25.513	1:26.844	1:21.596	2:32.495	1:30.444	1:28.494	1:27.533	
		1:27.338	1:27.617	1:27.772	1:23.721	2:28.504	1:26.772	1:27.873	1:25.307	1:25.516	1:26.698	
		1:25.398										
21	NDGR	1:31.794	1:27.114	1:26.483	1:27.741	1:25.957	1:29.338	1:25.705	1:30.051	1:24.281	1:24.401	1:25.526
		1:25.234	1:24.086	1:22.685	1:17.169	2:30.844	1:23.412	1:22.123	1:22.769	1:21.880	1:22.546	
		1:23.231	1:21.936	1:21.307	1:20.369	1:21.598	1:21.837	1:20.753	1:14.871	2:27.334	1:22.450	
		1:21.163	1:21.850	1:23.321	1:23.601	1:22.667	1:23.416	1:22.119	1:22.097	1:21.573	1:21.367	
		1:15.683	2:26.182	1:21.859	1:24.808	1:25.802	1:26.613	1:27.374	1:26.700	1:25.496	1:26.357	
		1:25.770	1:33.848	1:26.868	1:27.992	1:20.691	2:33.430	1:28.894	1:28.704	1:28.894	1:28.082	
		1:33.162	1:27.641	1:26.077	1:25.949	1:28.316	1:26.747	1:27.173	1:24.690	2:29.191	1:33.779	
		1:27.305	1:29.486	1:26.582	1:26.103	1:25.419	1:26.316	1:26.324	1:28.763	1:25.456	1:25.821	
		1:27.623										
44	EMSL 4	1:29.429	1:25.939	1:25.700	1:26.451	1:26.194	1:25.308	1:25.515	1:23.530	1:23.953	1:23.145	1:25.468
		1:22.811	1:23.138	1:30.459	1:23.680	1:21.941	1:24.874	1:25.751	1:21.984	1:22.083	1:17.660	



COURSE DE NOEL

resultats


Kart	Equipe	1	2	3	4	5	6	7	8	9	10	Moy.
		2:29.722	1:24.583	1:23.219	1:23.541	1:23.593	1:23.302	1:22.211	1:23.078	1:21.889	1:21.725	
		1:23.824	1:22.442	1:21.835	1:21.786	1:24.449	1:19.906	2:30.576	1:22.826	1:23.207	1:22.459	
		1:21.802	1:21.282	1:21.009	1:24.161	1:25.238	1:27.242	1:26.643	1:27.683	1:26.379	1:21.202	
		2:30.797	1:27.524	1:29.107	1:27.293	1:31.798	1:29.096	1:28.137	1:29.398	1:24.334	2:31.193	
		1:26.817	1:28.581	1:28.062	1:27.327	1:26.955	1:25.947	1:26.805	1:27.463	1:28.162	1:20.927	
		2:34.135	1:28.782	1:28.106	1:26.896	1:26.990	1:27.494	1:26.830	1:28.334	1:27.560	1:28.231	
		1:27.242										
2	LES POTTES	1:29.795	1:24.505	1:25.174	1:24.725	1:24.577	1:25.803	1:24.691	1:23.263	1:23.101	1:22.790	1:25.676
		1:22.018	1:21.985	1:22.855	1:22.665	1:15.755	2:27.971	1:24.913	1:25.120	1:24.028	1:24.651	
		1:26.712	1:27.095	1:25.217	1:27.923	1:26.090	1:23.510	1:23.253	1:20.194	2:29.120	1:22.254	
		1:21.865	1:22.238	1:23.971	1:24.753	1:23.271	1:24.150	1:24.069	1:23.309	1:22.537	1:23.096	
		1:22.357	1:16.740	2:26.748	1:24.796	1:26.090	1:25.910	1:26.787	1:28.214	1:25.775	1:26.454	
		1:24.662	1:24.425	1:27.001	1:26.333	1:25.987	1:21.101	2:32.381	1:28.334	1:28.960	1:28.510	
		1:30.666	1:29.383	1:27.996	1:27.159	1:27.874	1:28.309	1:27.874	1:28.934	1:25.168	2:51.962	
		1:28.428	1:28.152	1:27.564	1:27.334	1:27.027	1:27.093	1:27.147	1:26.804	1:27.782	1:27.384	
		1:27.562										
10	PORCS AMSTERDAM	1:31.800	1:25.472	1:26.292	1:27.097	1:25.670	1:25.515	1:25.671	1:23.296	1:24.393	1:22.103	1:25.836
		1:22.310	1:22.785	1:22.658	1:23.932	1:22.119	1:24.264	1:18.254	2:27.535	1:23.615	1:22.308	
		1:24.696	1:24.849	1:23.949	1:23.108	1:22.151	1:21.464	1:22.759	1:21.390	1:21.578	1:20.539	
		1:21.294	1:21.002	1:21.490	1:21.850	1:27.021	1:18.487	2:28.375	1:21.539	1:22.047	1:20.749	
		1:20.647	1:20.550	1:20.721	1:23.578	1:25.065	1:27.184	1:28.311	1:29.548	1:25.748	2:31.243	
		1:28.667	1:27.511	1:34.112	1:28.754	1:34.092	1:29.473	1:29.184	1:29.547	1:30.213	1:29.190	
		1:31.597	1:28.584	1:22.780	2:34.456	1:31.191	1:29.423	1:28.083	1:29.019	1:28.598	1:28.376	
		1:28.500	1:24.716	2:34.049	1:26.768	1:28.172	1:27.982	1:28.471	1:28.043	1:28.428	1:32.822	
		1:29.194										
50	ASIP2	1:30.564	1:27.458	1:26.046	1:30.277	1:26.622	1:23.975	1:26.098	1:29.693	1:23.931	1:25.094	1:26.362
		1:24.544	1:22.992	1:23.297	1:18.268	2:42.160	1:29.236	1:26.694	1:25.544	1:24.524	1:24.805	
		1:24.744	1:24.245	1:23.939	1:24.286	1:23.677	1:22.467	1:17.879	2:25.391	1:21.018	1:20.626	
		1:21.554	1:22.360	1:22.726	1:26.994	1:25.402	1:27.676	1:21.637	1:20.977	1:20.932	1:21.580	
		1:19.864	2:26.544	1:24.838	1:26.594	1:28.235	1:26.710	1:27.612	1:27.717	1:28.058	1:26.877	
		1:27.723	1:26.415	1:27.981	1:22.924	2:34.960	1:30.197	1:30.606	1:32.554	1:31.326	1:29.585	
		1:29.080	1:30.097	1:29.516	1:28.305	1:29.547	1:30.142	1:27.815	2:31.949	1:29.539	1:27.876	
		1:28.178	1:26.935	1:27.397	1:26.100	1:26.237	1:27.266	1:26.457	1:27.567	1:28.170	1:25.738	
42	LES BOSGUEVILLEU	1:32.684	1:28.266	1:29.092	1:30.297	1:27.649	1:28.140	1:25.887	1:26.931	1:25.312	1:25.013	1:26.797
		1:23.549	1:24.330	1:23.616	1:19.007	2:29.185	1:29.859	1:23.474	1:27.267	1:24.915	1:25.077	
		1:24.788	1:23.218	1:23.444	1:23.008	1:22.800	1:22.578	1:17.392	2:25.597	1:22.888	1:22.831	
		1:22.032	1:23.539	1:22.928	1:24.249	1:25.114	1:25.550	1:23.468	1:22.499	1:21.876	1:23.034	
		1:24.936	1:18.537	2:30.055	1:28.867	1:36.204	1:29.236	1:28.743	1:28.169	1:27.505	1:27.791	
		1:30.344	1:32.589	1:30.364	1:24.604	2:31.603	1:29.772	1:28.299	1:28.053	1:29.755	1:29.809	
		1:29.016	1:28.125	1:27.420	1:27.654	1:28.544	1:28.152	1:30.917	1:28.784	1:27.915	1:24.586	
		2:31.592	1:27.527	1:27.922	1:28.620	1:26.998	1:27.496	1:27.221	1:28.084	1:26.891	1:26.892	
11	EMSL 2	1:35.249	1:30.886	1:29.069	1:27.798	1:27.446	1:26.190	1:25.639	1:27.002	1:24.742	1:25.072	1:26.475
		1:31.189	1:23.600	1:23.218	1:23.315	1:20.237	2:34.019	1:22.983	1:23.188	1:23.425	1:24.242	
		1:23.741	1:22.858	1:23.206	1:21.919	1:22.931	1:22.044	1:23.782	1:16.786	2:28.186	1:23.198	
		1:22.401	1:22.667	1:22.889	1:24.344	1:25.004	1:24.707	1:23.155	1:23.114	1:21.894	1:23.219	
		1:27.172	1:26.142	2:33.737	1:29.096	1:28.913	1:28.728	1:27.640	1:28.625	1:28.106	1:26.957	
		1:26.962	1:29.446	1:27.562	1:28.245	1:23.049	2:33.743	1:28.587	1:30.229	1:29.130	1:33.764	
		1:28.603	1:27.182	1:28.650	1:27.707	1:27.591	1:28.348	1:28.591	1:25.893	2:46.182	1:28.648	
		1:27.667	1:27.015	1:26.794	1:27.168	1:27.839	1:29.631	1:28.302	1:27.293	1:28.888	1:26.875	



COURSE DE NOEL

resultats


Kart	Equipe	1	2	3	4	5	6	7	8	9	10	Moy.			
14	TEAM BKZ AUTO N°2	1:35.670	1:27.561	1:28.118	1:29.329	1:26.610	1:25.413	1:26.526	1:25.782	1:24.783	1:25.768	1:26.166			
		1:24.112	Z 1:24.752	2:29.929	1:23.361	1:23.891	1:24.852	1:21.673	1:21.447	1:22.310	1:26.540				
		1:22.785	Z 1:18.892	2:53.132	1:23.356	1:21.880	1:21.904	1:21.283	1:20.854	1:20.307	1:21.221				
		1:23.260	1:21.175	1:20.897	1:22.724	1:23.953	1:24.541	1:22.801	Z 1:17.197	2:26.321	1:21.949				
		1:23.473	1:21.682	1:23.116	1:26.243	1:33.628	1:27.938	1:28.781	1:27.514	1:31.026	1:29.311				
		1:29.278	1:27.994	1:26.506	Z 1:29.283	2:51.874	1:29.469	1:28.021	1:28.099	1:27.917	1:28.898				
		1:27.461	1:31.234	1:27.309	1:39.610	1:26.544	1:27.286	1:32.758	Z 1:24.349	2:41.700	1:28.141				
		1:26.723	1:26.803	1:26.853	1:28.399	1:26.221	1:27.189	1:27.060	1:31.302	1:26.960	1:26.262				
		47	TEAM DRIVER GARC	1:35.635	1:28.732	1:28.016	1:27.996	Z 1:21.739	2:46.115	1:28.646	1:30.473		1:26.289	1:26.019	1:26.913
				Z 1:24.891	2:26.434	1:23.538	1:24.875	1:26.992	Z 1:18.090	2:34.015	1:26.210		1:28.851	Z 1:23.119	
2:26.936	1:22.337			1:22.001	1:20.967	1:21.528	1:22.123	1:21.195	1:21.200	1:20.410	1:20.680				
1:21.872	1:23.958			1:23.431	1:24.603	1:23.478	1:22.889	1:21.505	1:21.970	1:20.214	1:21.911				
1:21.478	1:22.901			1:25.305	1:29.270	1:34.353	1:25.917	1:27.597	1:27.521	1:28.488	1:35.809				
Z 1:23.184	2:38.618			1:30.816	1:31.499	1:30.290	1:30.845	1:30.951	1:30.972	1:30.994	1:29.507				
1:28.202	1:29.237			1:29.348	1:28.498	1:29.329	1:30.038	1:29.321	1:28.391	1:28.267	1:29.312				
1:28.610	1:28.380			1:27.888	1:28.246	1:29.019	1:27.700	1:31.171	1:27.589	1:28.028	1:32.283				
23	ASIP1			1:32.984	1:29.767	1:27.378	1:27.410	1:26.505	1:25.374	1:25.725	1:24.815	1:24.254	1:26.075	1:26.647	
				1:24.698	1:25.993	Z 1:18.756	2:27.036	1:24.091	1:24.793	1:24.022	1:25.872	1:25.755	1:24.570		
		1:23.277	1:23.750	1:22.037	1:22.269	1:26.640	1:22.480	1:21.252	1:21.358	1:21.582	1:21.330				
		Z 1:16.263	2:22.138	1:22.445	1:23.394	1:29.760	1:23.164	1:23.030	1:22.748	1:22.721	1:21.274				
		1:20.619	Z 1:15.388	2:32.532	Z 1:21.670	2:29.481	1:30.661	1:37.814	1:28.033	1:29.106	1:26.625				
		1:26.455	1:26.466	1:27.927	1:28.878	1:28.617	1:32.100	1:28.117	1:27.624	1:28.466	1:35.440				
		1:28.124	1:31.114	1:29.960	Z 1:27.601	2:27.470	1:28.423	1:30.138	1:27.528	1:27.474	1:28.467				
		1:27.371	1:29.609	1:29.051	1:29.307	1:29.034	1:29.614	1:27.432	1:28.263	1:28.708	1:28.153				
		34	LES FLOCONS D'OR	1:35.069	1:29.976	1:28.210	1:28.121	1:27.058	1:26.546	1:26.678	1:27.394	1:25.625	1:24.504		1:27.159
				1:27.293	1:24.062	1:22.860	1:22.413	1:22.126	1:23.742	Z 1:18.727	2:48.992	1:24.902	1:28.279		
1:26.461	1:24.921			1:24.006	1:23.681	1:24.494	1:25.247	1:23.066	Z 1:18.983	2:31.504	1:23.349				
1:26.660	1:22.785			1:24.193	1:24.773	1:23.088	1:22.919	1:24.536	1:21.640	1:23.270	1:22.334				
1:21.518	1:22.720			1:22.969	1:31.027	Z 1:23.572	2:53.758	1:30.769	1:30.657	1:28.727	1:28.362				
1:28.927	1:28.103			1:29.317	1:28.575	1:29.790	Z 1:25.862	2:34.984	1:31.147	1:29.011	1:30.092				
1:28.923	1:28.111			1:32.085	1:27.426	1:32.113	1:28.728	1:35.246	1:37.041	1:30.031	1:28.886				
1:28.101	Z 1:23.535			2:31.893	1:29.333	1:27.453	1:37.599	1:27.844	1:28.400	1:28.713					
40	TEAM ELEC 1			1:35.724	1:30.120	1:28.596	1:27.767	1:28.887	1:25.921	1:26.935	1:25.807	1:25.432	1:25.024	1:28.031	
				1:28.044	1:23.893	1:23.774	1:23.717	Z 1:19.557	2:33.286	1:27.201	1:26.604	1:27.649	1:27.652		
		1:26.838	1:27.010	1:25.991	1:27.188	1:26.520	1:25.020	Z 1:21.933	2:29.244	1:23.231	1:22.719				
		1:22.944	1:25.669	1:24.609	1:23.895	1:23.982	1:25.881	1:24.107	1:24.261	1:22.548	1:22.218				
		Z 1:19.413	2:30.924	1:29.735	1:31.482	1:33.069	1:31.508	1:31.418	1:31.748	1:30.964	1:29.287				
		1:30.121	1:31.081	1:30.219	Z 1:26.415	2:35.559	1:29.563	1:30.446	1:31.026	1:30.199	1:28.125				
		1:28.492	1:29.402	1:28.003	1:28.475	1:30.214	1:29.797	Z 1:24.024	2:37.456	1:30.672	1:30.379				
		1:29.940	1:30.425	1:31.188	1:30.506	1:29.805	1:30.872	1:29.463	1:31.094	1:32.059					
		32	TEAM BKZ AUTO N°1	1:32.273	1:26.108	1:26.428	1:30.160	1:26.641	1:23.915	1:26.602	1:24.705	1:24.329	1:22.647		1:25.825
				1:22.696	1:21.818	1:22.213	1:24.446	Z 1:18.965	2:28.607	1:24.893	1:23.680	1:21.727	1:22.812		
1:44.420	1:25.474			1:21.511	1:21.545	1:22.563	1:21.680	1:22.217	1:20.279	1:22.180	1:22.181				
1:20.850	1:21.686			Z 1:18.595	2:28.620	1:23.510	1:23.056	1:24.788	1:22.679	1:24.174	1:21.873				
1:20.790	1:21.821			1:26.292	1:23.637	1:25.384	Z 1:23.830	2:33.808	1:29.356	1:28.582	1:27.823				
1:27.768	1:28.045			Z 1:22.723	2:38.058	1:29.431	1:28.052	1:27.460	1:28.664	1:28.987	1:28.731				
1:27.163	1:27.145			1:27.674	1:28.152	1:29.198	1:26.881	1:26.105	1:31.067	1:26.487	1:26.601				
Z 1:22.428	2:26.670			1:27.715	1:27.505	1:27.485	1:28.103	1:27.742	1:30.313	1:26.995	1:28.299				
1:27.398															



COURSE DE NOEL

resultats


Kart	Equipe	1	2	3	4	5	6	7	8	9	10	Moy.	
19	LES CAISSES A SAV	1:34.592	1:29.646	1:31.431	1:29.359	1:29.685	1:26.702	1:26.225	1:25.835	1:28.122	1:25.018	1:27.879	
		1:25.003	1:24.678	1:23.812	1:23.772	1:23.053	1:24.628	1:24.472	Z1:21.789	2:34.989	1:30.373		
		1:28.056	1:25.917	1:25.634	1:25.787	1:25.231	1:24.552	1:27.452	1:25.035	1:24.639	1:23.815		
		1:25.272	1:22.927	1:24.691	Z1:20.864	2:36.200	1:25.584	1:22.957	1:29.755	1:22.529	1:21.934		
		1:22.477	1:28.978	1:39.060	1:27.533	1:29.759	1:28.708	Z1:24.855	2:36.647	1:31.136	1:29.580		
		1:29.422	1:28.054	1:29.995	1:30.215	1:29.446	1:29.492	1:33.381	1:31.509	1:33.408	1:29.178		
		Z1:25.070	2:43.344	1:31.514	1:29.947	1:29.848	1:30.138	1:31.229	1:30.510	1:35.693	Z1:24.149		
		2:32.821	1:28.149	1:28.730	1:27.171	1:29.807	1:27.860	1:28.318	1:27.804	1:27.469			
8	TEAM ONSEN	1:32.381	1:26.883	1:26.775	1:28.442	1:27.668	1:24.702	1:25.681	1:26.981	1:25.795	1:25.128	1:28.638	
		Z1:19.830	2:28.398	1:27.157	1:22.223	1:25.783	1:22.806	1:22.642	1:23.657	1:22.646	1:22.953		
		Z1:18.875	2:32.281	1:27.862	1:28.210	1:25.411	1:25.104	1:25.106	1:26.485	1:25.145	1:26.295		
		1:30.333	1:25.679	1:25.602	1:26.478	1:27.302	1:28.116	1:28.551	1:24.667	1:26.783	1:24.717		
		Z1:22.093	2:31.611	1:26.341	1:28.261	1:29.397	1:29.688	1:29.133	1:35.111	1:27.771	1:27.202		
		1:32.655	Z1:21.741	2:36.308	1:29.875	1:30.610	1:28.108	1:31.558	1:31.939	1:29.294	1:28.203		
		Z1:23.828	2:34.006	1:34.799	1:33.426	1:42.854	1:48.843	1:30.678	1:31.044	1:32.874	1:30.398		
		1:29.874	1:30.384	1:30.615	1:28.902	1:33.247	1:31.175	1:32.795	1:31.325	1:29.534			
36	LES BILOUTES	1:38.871	1:33.686	1:38.456	1:36.805	1:32.986	1:31.281	1:29.489	1:29.783	1:28.593	1:28.110	1:28.734	
		1:27.093	1:27.109	1:27.633	Z1:23.889	2:34.229	1:25.462	Z1:19.248	2:30.043	1:25.091	1:26.088		
		1:23.968	1:25.649	1:24.867	1:23.028	1:21.746	1:24.728	1:22.069	1:21.501	1:21.070	1:23.087		
		1:22.416	1:22.020	Z1:19.045	2:33.816	1:33.953	1:26.919	1:27.624	1:26.213	1:28.074	1:26.055		
		1:26.404	1:33.709	1:32.355	1:32.859	1:33.735	1:31.512	1:32.952	1:31.249	1:39.886	1:31.153		
		Z1:26.827	2:33.373	1:29.112	1:27.895	1:28.363	1:31.154	1:29.879	1:30.390	1:28.399	1:27.937		
		1:28.128	1:27.619	1:27.262	1:28.450	1:30.327	1:27.561	1:27.077	1:26.508	1:26.685	1:28.911		
		Z1:21.954	2:38.000	1:32.505	1:30.257	1:29.641	1:29.843	1:31.867	1:30.834				
4	FLORNOY FERRI 1	1:37.071	1:30.501	1:31.189	1:29.393	1:38.430	1:29.876	1:27.907	1:27.466	1:26.655	1:26.786	1:28.701	
		Z1:21.535	2:38.039	1:24.033	1:24.641	1:25.203	1:25.602	1:23.949	1:23.531	1:23.963	1:26.822		
		Z1:21.151	2:30.258	1:26.821	1:25.927	1:25.776	1:24.860	1:23.613	1:23.308	1:27.191	1:23.261		
		1:28.725	1:25.838	1:26.049	Z1:21.664	3:01.860	1:23.975	1:22.480	1:24.199	1:24.912	1:21.610		
		1:22.609	1:30.577	1:31.993	1:30.723	1:29.733	1:29.807	Z1:24.683	2:34.468	1:30.435	1:32.567		
		1:31.486	1:39.828	1:32.882	1:31.568	1:31.080	1:31.516	1:33.923	1:31.615	1:29.522	1:31.073		
		1:30.266	1:30.734	1:32.434	1:32.069	1:32.010	Z1:26.920	2:46.827	1:30.751	1:29.516	1:29.578		
		1:27.873	1:28.023	1:28.363	1:29.777	1:29.548	1:38.066	1:28.718	1:29.475				
20	TEAM BKZ AUTO N°3	1:40.792	1:32.443	1:33.415	1:32.226	1:30.970	1:30.724	1:29.259	1:28.846	1:26.622	1:26.143	1:29.337	
		1:33.635	1:28.053	1:31.499	Z1:21.043	2:39.841	1:28.159	1:27.355	1:27.059	1:29.393	1:27.769		
		1:25.929	1:26.685	1:25.751	1:23.531	1:23.945	1:22.940	1:23.588	1:24.715	Z1:19.514	2:32.710		
		1:25.247	1:25.736	1:28.047	1:26.118	1:28.084	1:24.779	1:24.813	1:24.560	1:24.671	1:25.251		
		1:25.198	Z1:24.275	3:05.238	1:31.141	1:31.001	1:30.202	1:32.349	1:29.419	1:30.402	1:29.959		
		1:29.661	1:29.137	1:29.281	Z1:24.228	2:36.292	1:35.023	1:31.928	1:30.846	1:32.035	1:30.363		
		1:32.898	1:37.394	1:30.519	1:29.947	1:39.438	1:28.933	1:28.978	Z1:29.425	2:41.173	1:29.955		
		1:30.549	1:29.371	1:30.060	1:29.574	1:42.878	1:29.390	1:29.010					
49	DIX DE DER 2	1:38.418	1:33.155	1:30.348	1:29.602	1:38.716	1:29.902	1:28.094	1:26.194	1:26.726	1:25.601	1:30.202	
		1:27.785	1:26.247	1:24.734	1:23.622	Z1:21.603	2:37.531	1:26.356	1:27.031	1:27.350	1:26.379		
		1:24.314	1:22.993	1:24.131	1:24.007	1:23.302	1:22.753	1:33.006	1:23.846	Z1:18.573	2:33.366		
		1:26.527	1:26.940	1:32.069	1:29.407	1:27.867	1:28.735	1:25.917	1:33.815	1:26.506	1:32.187		
		Z1:21.845	2:33.709	1:29.455	1:30.475	1:33.052	1:29.104	1:37.626	1:30.537	1:31.960	1:28.441		
		1:29.141	Z1:26.274	2:38.615	1:31.344	1:30.168	1:31.257	1:30.030	1:30.440	1:28.258	1:27.872		
		1:28.904	1:28.496	1:28.451	1:30.989	1:28.876	Z1:27.230	2:47.384	1:33.634	1:50.206	1:44.614		
		1:36.413	1:33.068	1:33.015	1:45.822	1:39.657	1:34.389	1:33.274					
33	JONATHAN & GWEN	1:38.565	1:38.071	1:34.008	1:33.156	1:32.899	1:31.094	1:30.770	1:30.745	1:34.234	1:29.169	1:30.028	



COURSE DE NOEL

resultats

Kart	Equipe	1	2	3	4	5	6	7	8	9	10	Moy.
		1:28.144	1:29.002	1:30.306	1:24.681	2:40.401	1:27.838	1:24.021	1:26.450	1:25.757	1:25.847	
		1:25.086	1:25.241	1:23.478	1:23.476	1:22.815	1:21.632	1:22.551	1:19.564	2:37.565	1:26.747	
		1:27.794	1:27.977	1:28.859	1:29.096	1:33.110	1:29.217	1:27.587	1:25.943	1:35.457	1:22.544	
		2:31.982	1:29.928	1:31.508	1:34.714	1:30.120	1:29.756	1:29.996	1:28.742	1:28.450	1:29.046	
		1:32.793	1:29.409	1:27.828	2:40.512	1:33.197	1:45.714	1:35.554	1:33.210	1:33.474	1:32.313	
		1:33.672	1:32.443	1:33.524	1:32.156	1:29.919	2:52.267	1:31.015	1:29.200	1:30.557	1:29.583	
		1:29.897	1:30.236	1:29.166	1:29.904	1:28.524	1:29.021	1:28.951				
39	PORCS MARSEILLE	1:37.429	1:28.865	1:34.563	1:29.127	1:27.843	1:32.333	1:25.832	1:29.034	1:26.205	1:27.651	1:28.925
		1:25.382	1:25.884	1:26.637	1:20.581	2:39.252	1:30.430	1:28.479	1:26.479	1:28.383	1:28.861	
		1:28.457	1:26.756	1:26.057	1:35.911	1:25.129	1:26.983	1:24.662	1:23.938	1:20.331	2:26.682	
		1:28.684	1:24.110	1:24.431	1:24.254	1:24.234	1:23.260	1:21.875	1:23.691	1:22.701	1:25.063	
		1:26.436	1:22.889	1:38.429	3:39.035	1:30.477	1:37.066	1:31.187	1:31.238	1:30.976	1:31.768	
		1:31.986	1:31.796	1:30.905	1:32.309	1:31.559	1:32.084	1:32.362	1:30.617	1:26.315	2:36.782	
		1:28.743	1:30.409	1:27.370	1:29.792	1:27.967	1:40.298	1:28.110	1:28.509	1:22.998	2:36.415	
		1:32.569	1:32.052	1:33.253	1:34.154	1:30.039	1:29.528	1:29.958				
15	TEAM ELEC 3	1:44.286	1:32.126	1:32.273	1:31.739	1:29.594	1:31.066	1:27.946	1:28.062	1:26.763	1:26.862	1:31.306
		1:26.928	1:28.125	1:26.185	1:21.024	2:39.521	1:32.351	1:32.022	1:31.495	1:30.471	1:30.035	
		1:28.470	1:27.829	1:28.078	1:27.593	1:28.285	1:26.931	2:32.920	1:26.243	1:24.334	1:24.064	
		1:25.932	1:25.684	1:26.564	1:27.568	1:27.968	1:24.117	1:26.658	1:25.002	1:23.938	1:19.091	
		2:35.803	1:45.460	1:37.956	1:38.599	1:41.187	1:33.068	1:31.498	1:31.952	1:32.729	1:36.038	
		1:32.711	1:27.953	2:37.816	1:31.850	1:32.315	1:33.022	1:38.027	1:31.441	1:30.973	1:37.457	
		1:30.702	1:30.652	1:29.823	1:30.783	1:26.824	2:52.129	1:33.628	1:34.002	1:38.589	1:32.502	
		1:32.508	1:33.116	1:38.574	1:39.094	1:35.772	1:33.561					
17	FLORNOY FERRI 2	1:40.886	1:31.086	1:32.599	1:30.727	1:32.920	1:28.316	1:26.670	1:26.522	1:26.752	1:27.166	1:30.907
		1:28.245	1:25.510	1:20.035	3:32.888	1:40.678	1:37.031	1:33.690	1:34.501	1:35.115	1:33.315	
		1:30.395	2:39.699	1:25.278	1:26.441	1:24.339	1:23.804	1:24.679	1:26.187	1:25.551	1:23.800	
		1:26.245	1:25.585	1:26.554	1:25.504	1:26.351	1:26.598	1:24.735	1:21.701	2:29.502	1:25.110	
		1:33.892	1:28.812	1:29.180	1:34.539	1:32.511	1:28.978	1:27.846	1:28.363	1:27.978	1:29.328	
		1:29.740	1:29.544	1:30.010	1:29.159	1:25.244	2:46.398	1:39.742	1:37.219	1:33.871	1:41.933	
		1:35.519	1:34.871	1:46.808	1:36.099	2:37.613	1:30.424	1:30.133	1:30.787	1:30.547	1:32.523	
		1:30.925	1:34.526	1:30.288	1:33.999	1:31.584	1:55.794					
26	DIX DE DER 1	1:47.900	1:44.990	1:45.211	1:38.541	1:37.073	1:38.060	1:37.733	1:35.449	1:36.548	1:34.110	1:31.367
		1:33.382	1:28.188	2:55.861	1:32.448	1:27.833	1:26.268	1:25.541	1:26.822	1:29.696	1:35.033	
		1:25.313	1:24.931	1:32.622	1:29.090	1:23.629	2:37.964	1:26.194	1:26.345	1:23.966	1:24.623	
		1:26.262	1:25.926	1:24.769	1:25.615	1:23.830	1:23.737	1:25.393	1:20.873	2:41.889	1:34.446	
		1:34.641	1:35.841	1:34.454	1:34.559	1:37.533	1:33.501	1:32.348	1:31.441	1:32.066	1:30.509	
		1:34.596	2:48.897	1:33.102	1:32.652	1:30.713	1:37.468	1:30.660	1:31.466	1:30.439	1:30.823	
		1:31.340	1:30.304	1:28.315	2:42.137	1:29.365	1:30.610	1:30.140	1:31.282	1:29.820	1:29.161	
		1:30.127	1:29.071	1:28.630	1:29.493	1:29.646						
29	TEAM ELEC 2	1:38.516	1:30.892	1:29.934	1:29.177	1:28.267	1:27.075	1:30.940	1:26.853	1:27.529	1:27.404	1:28.810
		1:27.065	1:27.146	1:27.040	1:22.396	2:23.604	1:28.719	1:28.503	1:25.457	1:26.873	1:26.653	
		1:26.915	1:25.740	1:26.999	1:25.371	1:26.201	1:24.264	1:19.539	2:44.468	1:25.690	1:25.054	
		1:24.615	1:24.293	1:27.324	1:25.722	1:27.423	1:25.675	1:29.411	1:24.868	1:24.908	1:25.723	
		1:21.009	2:40.441	1:36.015	1:37.740	1:30.126	1:29.871	1:29.464	1:29.449	1:29.649	1:28.491	
		1:29.972	1:34.818	1:24.103	2:38.130	1:29.909	1:31.692	1:34.893	1:28.943	1:28.648	1:28.943	
		1:28.325	1:32.908	1:31.375	1:29.643	1:29.626	1:28.506	2:48.636	1:29.912	1:29.446	1:29.071	
		1:29.294	1:29.062	1:29.745	1:30.084	1:30.568	1:29.637	1:30.671	1:30.876			
9	FLORNOY FERRI 3	1:43.293	1:42.763	1:38.052	1:44.320	1:38.110	1:38.969	1:40.582	1:37.866	1:36.248	1:33.943	1:35.440
		1:36.032	1:41.276	1:29.993	2:50.855	1:32.254	1:31.656	1:40.327	1:29.749	1:32.606	1:28.087	



COURSE DE NOEL

resultats

Kart	Equipe	1	2	3	4	5	6	7	8	9	10	Moy.
		1:27.481	1:35.733	1:29.484	2:23.482	1:31.981	2:59.702	1:36.124	1:29.657	1:28.868	1:29.866	
		1:29.931	1:29.999	1:28.169	1:27.847	1:28.329	1:30.741	1:23.407	2:51.953	1:45.491	1:38.382	
		1:34.110	1:40.835	1:34.854	1:33.777	1:34.124	1:35.561	1:38.826	1:47.083	1:31.375	2:41.676	
		1:34.907	1:33.770	1:32.538	1:33.925	1:31.522	1:30.703	1:32.208	1:32.577	1:31.938	1:38.389	
		1:32.446	3:05.492	1:33.163	1:34.533	1:42.215	1:32.544	1:31.409	1:32.761	1:35.735	1:31.859	
		1:32.072	1:33.661									
24	ZZZZZ	1:59.781	1:55.459	1:52.044	1:54.752	1:46.517	1:44.388	1:43.159	1:43.364	1:42.737	1:40.775	1:42.094
		1:40.794	1:39.255	1:50.452	1:40.136	2:44.268	1:35.371	1:40.082	1:32.649	1:33.452	1:31.724	
		1:30.461	1:29.192	1:32.219	1:32.559	1:38.724	1:43.838	3:25.034	1:44.041	1:43.988	1:43.974	
		1:40.883	1:38.197	1:38.313	1:41.017	1:41.652	1:43.235	1:45.165	1:40.275	3:08.705	1:46.626	
		1:42.914	1:43.051	1:44.569	1:45.427	1:49.659	1:46.130	1:44.175	1:40.707	3:02.391	1:37.861	
		1:38.011	1:37.756	1:38.948	1:38.842	1:40.975	4:04.940	3:20.466	1:44.080	1:45.640	1:46.535	
		1:43.866	1:43.474	1:43.604	1:41.086	1:41.569						